

HISTORY INFORMATION FOR THE FOLLOWING MANUAL:

**SERVICE MANUAL**

**WAX2F** CHASSIS

<u>MODEL NAME</u>	<u>REMOTE COMMANDER</u>	<u>DESTINATION</u>
<b>KDL-40V2500</b>	RM-YD012	CANADA
<b>KDL-40V2500</b>	RM-YD012	US
<b>KDL-46V2500</b>	RM-YD012	CANADA
<b>KDL-46V2500</b>	RM-YD012	US
<b>KDL-46V25L1</b>	RM-YD012	US

**ORIGINAL MANUAL ISSUE DATE: 9/2006**

REVISION DATE

SUBJECT

9/2006

No revisions or updates are applicable at this time.

LCD DIGITAL COLOR TELEVISION

**SONY**<sup>®</sup>

# SERVICE MANUAL

# WAX2F CHASSIS

<u>MODEL NAME</u>	<u>REMOTE COMMANDER</u>	<u>DESTINATION</u>
<b>KDL-40V2500</b>	RM-YD012	CANADA
<b>KDL-40V2500</b>	RM-YD012	US
<b>KDL-46V2500</b>	RM-YD012	CANADA
<b>KDL-46V2500</b>	RM-YD012	US
<b>KDL-46V25L1</b>	RM-YD012	US



KDL-40V2500



RM-YD012

LCD DIGITAL COLOR TELEVISION

# SONY®

## TABLE OF CONTENTS

SECTION TITLE	PAGE	SECTION TITLE	PAGE
Specifications .....	4	3-4. Schematics and Supporting Information .....	26
Warnings and Cautions .....	6	AU Board Schematic Diagram (1 of 2).....	26
Safety-Related Component Warning .....	7	AU Board Schematic Diagram (2 of 2).....	27
Safety Check-Out .....	9	BU Board Schematic Diagram (1 of 9).....	29
Self-Diagnostic Function.....	10	BU Board Schematic Diagram (2 of 9).....	30
<b>SECTION 1: DISASSEMBLY.....</b>	<b>12</b>	BU Board Schematic Diagram (3 of 9).....	31
1-1. Rear Cover Removal .....	12	BU Board Schematic Diagram (4 of 9).....	32
1-2. Vesa Bracket Assembly and Stand Removal.....	13	BU Board Schematic Diagram (5 of 9).....	33
1-3. H1U Board Removal.....	14	BU Board Schematic Diagram (6 of 9).....	34
1-4. G2A Board Removal.....	14	BU Board Schematic Diagram (7 of 9).....	35
1-5. H2U Board Removal.....	15	BU Board Schematic Diagram (8 of 9).....	36
1-6. AU Board Removal .....	15	BU Board Schematic Diagram (9 of 9).....	37
1-7. QT Board Removal .....	16	G2A Board Schematic Diagram .....	39
1-8. H3U Board and Speaker Removal .....	16	H1U Board Schematic Diagram .....	41
1-9. QSF board and BU Board Removal .....	17	H2U Board Schematic Diagram .....	42
1-10. LCD Panel Removal .....	18	H3U Board Schematic Diagram .....	44
<b>SECTION 2: SERVICE ADJUSTMENTS.....</b>	<b>19</b>	QSF Board Schematic Diagram (1 of 5) .....	45
2-1. Remote Adjustment Buttons and Indicators .....	19	QSF Board Schematic Diagram (2 of 5) .....	46
2-2. Accessing Service Adjustments .....	19	QSF Board Schematic Diagram (3 of 5) .....	47
2-2-1. Accessing the Digital Service Adjustment Menus....	19	QSF Board Schematic Diagram (4 of 5) .....	48
2-2-2. Viewing the Digital Module Box		QSF Board Schematic Diagram (5 of 5) .....	49
(Q-Box) Service Items .....	20	QT Board Schematic Diagram .....	51
2-2-3. Accessing the Analog Service Adjustment Menus... 20		3-5. Semiconductors .....	53
2-3. Resetting the User Menu - Factory Reset.....	21	<b>SECTION 4: EXPLODED VIEWS.....</b>	<b>54</b>
2-4. Aging Mode .....	21	4-1. Rear Cabinet and Stand Assembly .....	54
2-5. White Balance Adjustment. ....	22	4-2. Chassis .....	55
<b>SECTION 3: DIAGRAMS.....</b>	<b>23</b>	4-3. Speakers .....	56
3-1. Circuit Boards Location .....	23	4-4. LCD Panel.....	57
3-2. Printed Wiring Boards and		<b>SECTION 5: ELECTRICAL PARTS LIST .....</b>	<b>58</b>
Schematic Diagrams Information .....	23		
3-3. Block Diagram.....	25		

## SPECIFICATIONS

**Power Requirements:** 120V-240V AC, 50/60Hz

**Power Consumption (W):**

**In Use (Max):** 200W (KDL-40V2500 Only)  
240W (KDL-46V2500/46V25L1 Only)

**In Standby :** Less than 0.1W

**Video (IN) 1/2/3:**

**S Video (4-Pin Mini DIN (VIDEO 1/2 Only):**

Y: 1.0 Vp-p, 75 ohms unbalanced, sync negative  
C: 0.286 Vp-p (Burst signal), 75 ohms

**Video:**

1.0 Vp-p, 75ohms unbalanced, sync negative

**Audio:**

500 mVrms (100% modulation)  
Impedance:47 kilohms

**HD/DVD IN 4/5:**

**Y<sub>P</sub> P<sub>R</sub> (Component Video):**

Y:1.0 Vp-p, 75 ohms unbalanced, sync negative  
P<sub>B</sub>:0.7 Vp-p, 75 ohms  
P<sub>R</sub>:0.7 Vp-p, 75 ohms  
Signal format: 480i, 480p, 720p, 1080i

**AUDIO:**

500 mVrms (100% modulation)  
Impedance: 47 kilohms

**HDMI IN 6/7:**

**HDMI:** Video:480i, 480p, 720p, 1080i, 1080p  
Audio: Two channel linear PCM 32, 44.1 and  
48 kHz, 16, 20 and 24 bits

**AUDIO (HDMI IN 6 Only):**

500 mVrms (100% modulation)  
Impedance: 47 kilohms

**AUDIO OUT:**

500 mVrms (100% modulation)  
More than 1 Vrms at the maximum volume setting (Variable)  
More than 500 mVrms (Fixed)

**PC IN 8:**

D-sub 15-pin, analog RGB, 0.7 Vp-p, 75 ohms, positive

**PC AUDIO INPUT:**

Stereo mini jack, 0.5 Vrms, 1 kilohm

**Headphones:**

Stereo mini jack  
Impedance: 16 ohms

**Speaker:**

Full range: 5.5 × 15 cmm (2<sup>1/4</sup> × 6 inches) (2) (KDL-40V2500)  
Full range: 7 × 13 cm (2<sup>3/4</sup> × 5<sup>7/16</sup> inches) (2)  
(KDL-46V2500/46V25L1)

### Trademark Information



TruSurround XT, SRS and (●) symbol are trademarks of SRS Labs, Inc. TruSurround XT technology is incorporated under license from SRS Labs, Inc.



Manufactured under license from BBE Sound, Inc. Licensed by BBE Sound, Inc. under one or more of the following US patents: 5510752, 5736897. BBE and BBE symbol are registered trademarks of BBE Sound, Inc.

Macintosh is a trademark licensed to Apple Computer, Inc., registered in the U.S.A and other countries.

“BRAVIA” and BRAVIA are trademarks of Sony Corporation.



As an ENERGY STAR® Partner, Sony Corporation has determined that this product meets the ENERGY STAR® guidelines for energy efficiency.

ENERGY STAR® is a U.S. registered mark.



This TV incorporates High-Definition Multimedia Interface (HDMI™) technology. HDMI, the HDMI logo and High-Definition Multimedia Interface are trademarks or registered trademarks of HDMI Licensing, LLC.



Manufactured under license from Dolby Laboratories. “Dolby” and the double-D symbol are trademarks of Dolby Laboratories.

*Design and specifications are subject to change without notice.*

	KDL-40V2500	KDL-46V2500/ KDL-46V25L1
<b>Speaker Output (W)</b>	10W + 10W	
<b>Dimensions (W x H x D) with stand</b>		
<b>mm</b>	988 x 715 x 266 mm	1,120 x 805 x 334 mm
<b>in</b>	39 x 28 <sup>1/4</sup> x 10 <sup>1/2</sup> in	44 <sup>1/8</sup> x 31 <sup>3/4</sup> x 13 <sup>1/4</sup> in
<b>Dimensions (W x H x D) without stand</b>		
<b>mm</b>	988 x 665 x 105 mm	1,120 x 755 x 118 mm
<b>in</b>	39 x 26 <sup>1/4</sup> x 4 <sup>1/4</sup> in	44 <sup>1/8</sup> x 29 <sup>3/4</sup> x 4 <sup>3/4</sup> in
<b>Mass with stand</b>		
<b>kg</b>	27.5 kg	36 kg
<b>lbs</b>	60 lbs 10 oz	79 lbs 6 oz
<b>without stand</b>		
<b>kg</b>	23 kg	30 kg
<b>lbs</b>	50 lbs 12 oz	66 lbs 3 oz

**Television system**

American TV Standard  
 ATSC compliant 8VSB  
 ANSI/SCTE 07 2000  
 (Does not include CableCARD functionality)

**Channel coverage**

	Analog	Digital
Terrestrial	2-69	2-69
Cable	1-125	1-135

**Antenna**

75-ohm external terminal for VHF/UHF

**Panel System**

LCD (Liquid Crystal Display) Panel

**Display Resolution (horizontal x vertical):**

1,920 dots x 1,080 lines

**Screen Size (measured diagonally)**

40 inches (KDL-40V2500 Only)  
 46 inches (KDL-46V2500/46V25L1 Only)

**Supplied Accessories**

Remote Commander RM-YD012  
 Two Size AA (R6) Batteries  
 75-ohm coaxial cable  
 AC Power Cord  
 HD15-HD15 Cable  
 Support Belt, Securing Screw, and Wood Screw  
 Cable Holder  
 Operating Instructions  
 Quick Setup Guide  
 Warranty Card

**Optional Accessories**

Headphones Plug Adaptor  
 Connecting Cables  
 Wall-Mount Bracket  
 SU-WL51

## WARNINGS AND CAUTIONS


### CAUTION

These servicing instructions are for use by qualified service personnel only. To reduce the risk of electric shock, do not perform any servicing other than that contained in the operating instructions unless you are qualified to do so.

### WARNING!!

An isolation transformer should be used during any service to avoid possible shock hazard, because of live chassis. The chassis of this receiver is directly connected to the ac power line.

### SAFETY-RELATED COMPONENT WARNING!!

Components identified by shading and  mark on the schematic diagrams, exploded views, and in the parts list are critical for safe operation. Replace these components with Sony parts whose part numbers appear as shown in this manual or in supplements published by Sony. Circuit adjustments that are critical for safe operation are identified in this manual. Follow these procedures whenever critical components are replaced or improper operation is suspected.


---

### ATTENTION!!

Ces instructions de service sont à l'usage du personnel de service qualifié seulement. Pour prévenir le risque de choc électrique, ne pas faire l'entretien autre que celui contenu dans le Mode d'emploi à moins que vous soyez qualifié faire ainsi.

Afin d'éviter tout risque d'électrocution provenant d'un châssis sous tension, un transformateur d'isolement doit être utilisé lors de tout dépannage. Le châssis de ce récepteur est directement raccordé à l'alimentation du secteur.

### ATTENTION AUX COMPOSANTS RELATIFS A LA SECURITE!!

Les composants identifiés par une trame et par une marque  sur les schémas de principe, les vues explosées et les listes de pièces sont d'une importance critique pour la sécurité du fonctionnement. Ne les remplacer que par des composants Sony dont le numéro de pièce est indiqué dans le présent manuel ou dans des suppléments publiés par Sony. Les réglages de circuit dont l'importance est critique pour la sécurité du fonctionnement sont identifiés dans le présent manuel. Suivre ces procédures lors de chaque remplacement de composants critiques, ou lorsqu'un mauvais fonctionnement suspecte.

## SAFETY-RELATED COMPONENT WARNING

There are critical components used in LCD color TVs that are important for safety. These components are identified with shading and  $\triangle$  mark on the schematic diagrams and the electrical parts list. It is essential that these critical parts be replaced only with the part number specified in the electrical parts list to prevent electric shock, fire, or other hazard.

NOTE: Do not modify the original design without obtaining written permission from the manufacturer or you will void the original parts and labor guarantee.

### USE CAUTION WHEN HANDLING THE LCD PANEL

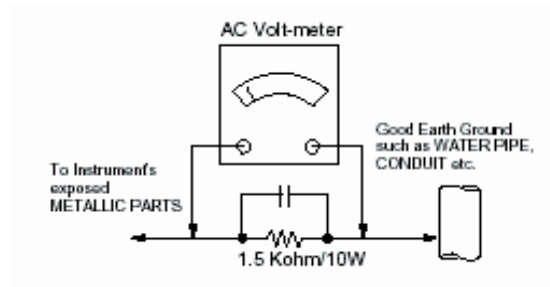
**When repairing the LCD panel, be sure you are grounded by using a wrist band.**

When installing the LCD panel on a wall, the LCD panel must be secured using the 4 mounting holes on the rear cover.

**To avoid damaging the LCD panel:**


- do not press on the panel or frame edge to avoid the risk of electric shock.
- do not scratch or press on the panel with any sharp objects.
- do not leave the module in high temperatures or in areas of high humidity for an extended period of time.
- do not expose the LCD panel to direct sunlight.
- avoid contact with water. It may cause a short circuit within the module.
- disconnect the AC adapter when replacing the backlight (CCFL) or inverter circuit.  
(High voltage occurs at the inverter circuit at 650Vrms.)
- always clean the LCD panel with a soft cloth material.
- use care when handling the wires or connectors of the inverter circuit. Damaging the wires may cause a short.
- protect the panel from ESD to avoid damaging the electronic circuit (C-MOS).

### LEAKAGE CURRENT HOT CHECK CIRCUIT



## example 1

The circuit boards used in these models have been processed using Lead Free Solder. The boards are identified by the LF logo located close to the board designation e.g. H1 etc [ see example ]. The servicing of these boards requires special precautions to be taken as outlined below.



It is strongly recommended to use Lead Free Solder material in order to guarantee optimal quality of new solder joints. Lead Free Solder is available under the following part numbers :

Part number	Diameter	Remarks
7-640-005-19	0.3mm	0.25Kg
7-640-005-20	0.4mm	0.50Kg
7-640-005-21	0.5mm	0.50Kg
7-640-005-22	0.6mm	0.25Kg
7-640-005-23	0.8mm	1.00Kg
7-640-005-24	1.0mm	1.00Kg
7-640-005-25	1.2mm	1.00Kg
7-640-005-26	1.6mm	1.00Kg

Due to the higher melting point of Lead Free Solder the soldering iron tip temperature needs to be set to 370 degrees centigrade. This requires soldering equipment capable of accurate temperature control coupled with a good heat recovery characteristics.

For more information on the use of Lead Free Solder, please refer to <http://www.sony-training.com>



## SAFETY CHECK-OUT

After correcting the original service problem, perform the following safety checks before releasing the set to the customer:

1. Check the area of your repair for unsoldered or poorly soldered connections. Check the entire board surface for solder splashes and bridges.
2. Check the interboard wiring to ensure that no wires are "pinched" or touching high-wattage resistors.
3. Check that all control knobs, shields, covers, ground straps, and mounting hardware have been replaced. Be absolutely certain that you have replaced all the insulators.
4. Look for unauthorized replacement parts, particularly transistors, that were installed during a previous repair. Point them out to the customer and recommend their replacement.
5. Look for parts which, though functioning, show obvious signs of deterioration. Point them out to the customer and recommend their replacement.
6. Check the line cords for cracks and abrasion. Recommend the replacement of any such line cord to the customer.
7. Check the antenna terminals, metal trim, "metallized" knobs, screws, and all other exposed metal parts for AC leakage. Check leakage as described below.

The AC leakage from any exposed metal part to earth ground and from all exposed metal parts to any exposed metal part having a return to chassis, must not exceed 0.5 mA (500 microamperes). Leakage current can be measured by any one of three methods.

1. A commercial leakage tester, such as the Simpson 229 or RCA WT-540A. Follow the manufacturers' instructions to use these instructions.
2. A battery-operated AC milliammeter. The Data Precision 245 digital multimeter is suitable for this job.
3. Measuring the voltage drop across a resistor by means of a VOM or battery-operated AC voltmeter. The "limit" indication is 0.75 V, so analog meters must have an accurate low voltage scale. The Simpson's 250 and Sanwa SH-63TRD are examples of passive VOMs that are suitable. Nearly all battery-operated digital multimeters that have a 2 VAC range are suitable (see Figure A).

### How to Find a Good Earth Ground

A cold-water pipe is a guaranteed earth ground; the cover-plate retaining screw on most AC outlet boxes is also at earth ground. If the retaining screw is to be used as your earth ground, verify that it is at ground by measuring the resistance between it and a cold-water pipe with an ohmmeter. The reading should be zero ohms.

If a cold-water pipe is not accessible, connect a 60- to 100-watt trouble-light (not a neon lamp) between the hot side of the receptacle and the retaining screw. Try both slots, if necessary, to locate the hot side on the line; the lamp should light at normal brilliance if the screw is at ground potential (see Figure B).

### Leakage Test

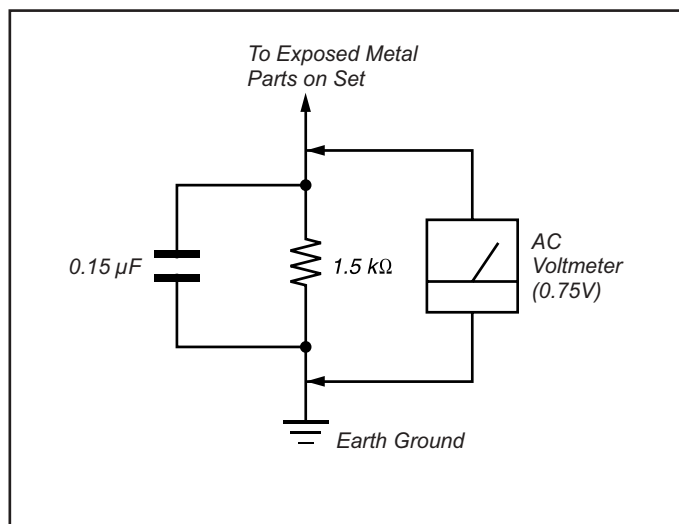


Figure A. Using an AC voltmeter to check AC leakage.

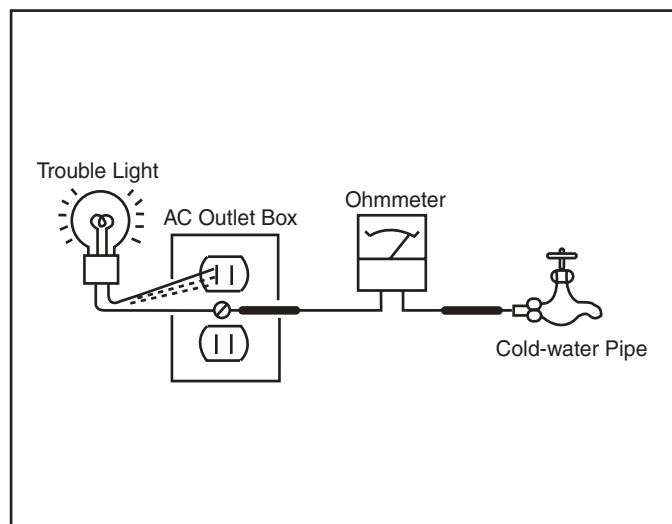
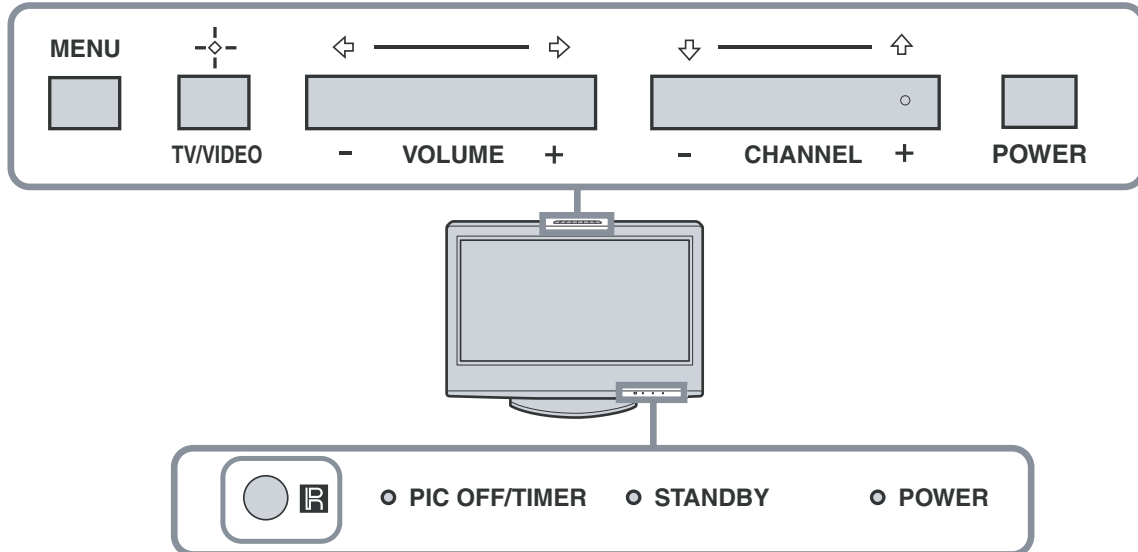


Figure B. Checking for earth ground.

## SELF-DIAGNOSTIC FUNCTION

*Self Diagnosis*  
Supported model

### Control Buttons



### Description of LED Indicators

LED	LED Type	Description
POWER LED	Red/Green LED	* Light is green when the TV set is on * Functions as failure indicator * Blinks green in aging mode
TIMER LED	Red LED	Lights when timer is set
PIC OFF LED	Green LED	Lights when power saving setting is set to picture off (See Instruction Manual)

## LED Control

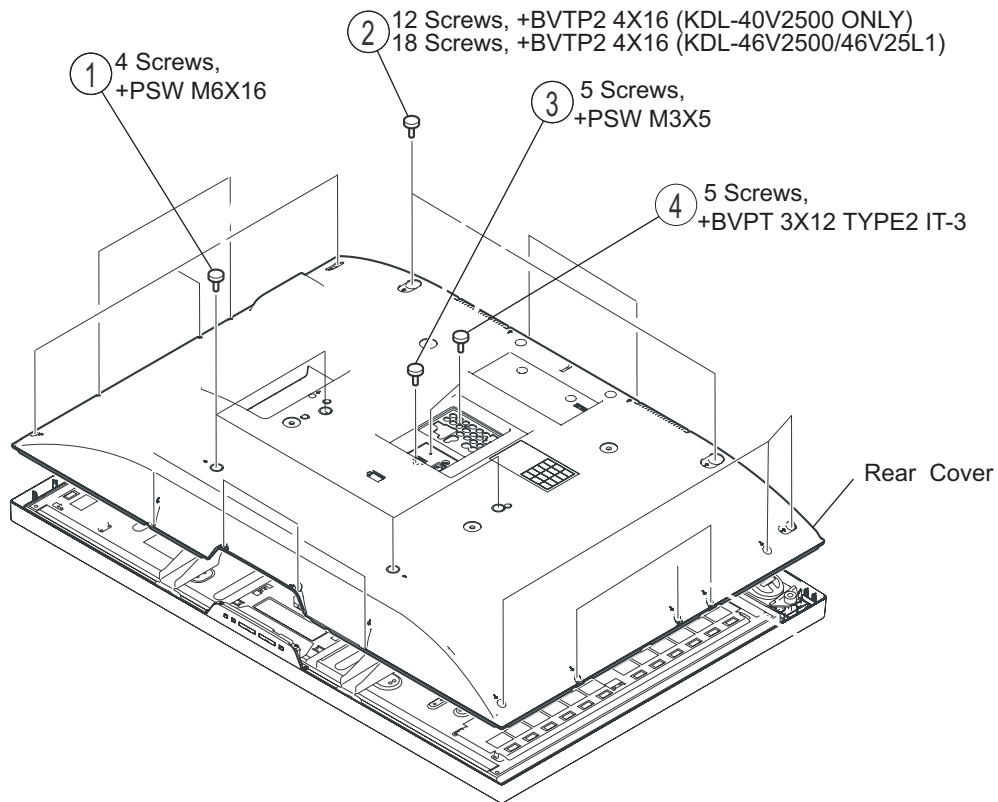
STATUS	POWER LED	TIMER LED/ PICTURE OFF LED	STANDBY LED	REMARKS
Power Off	Off	Off	Off	Power off using the power switch or remote control. NOTE: Standby state does not exist in this model; however, the microcomputer does enter into sleep mode.
Power Off	Lights Green	Off	Off	Microcomputer working normally.
Failure	Blinks Red	Off	Off	Failure causes are classified by the number of time the red light blinks.
Aging	Blinks Green	Off	Off	Aging mode is classified by a blinking green light.
Picture Off	Lights Green	Lights Green	Off	No display (black screen).
SLEEP TIMER	Lights Green	Lights Orange	Off	When SLEEP TIMER is set during power on.
	Lights Green	Lights Green	Off	When SLEEP TIMER is set in Picture Off mode.
ON TIMER	Off	Lights Orange	Off	When ON TIMER is set and power is off.
	Lights Green	Lights Orange	Off	When ON TIMER is set and power is on.
	Lights Green	Lights Green	Off	When ON TIMER is set in Picture Off mode.
PC STANDBY	Off	Off	Lights Red	
PC STANDBY/ TIMER ON	Off	Lights Orange	Lights Red	

The units in this manual contain a self-diagnostic function. If an error occurs, the POWER LED will automatically begin to flash. The number of times the LED flashes translates to a probable source of the problem. A definition of the POWER LED flash indicators is listed in the instruction manual for the user's knowledge and reference. If an error symptom is difficult to reproduced use the Remote Commander to display the record that is stored at the internal NVM to specify the cause of the failure.

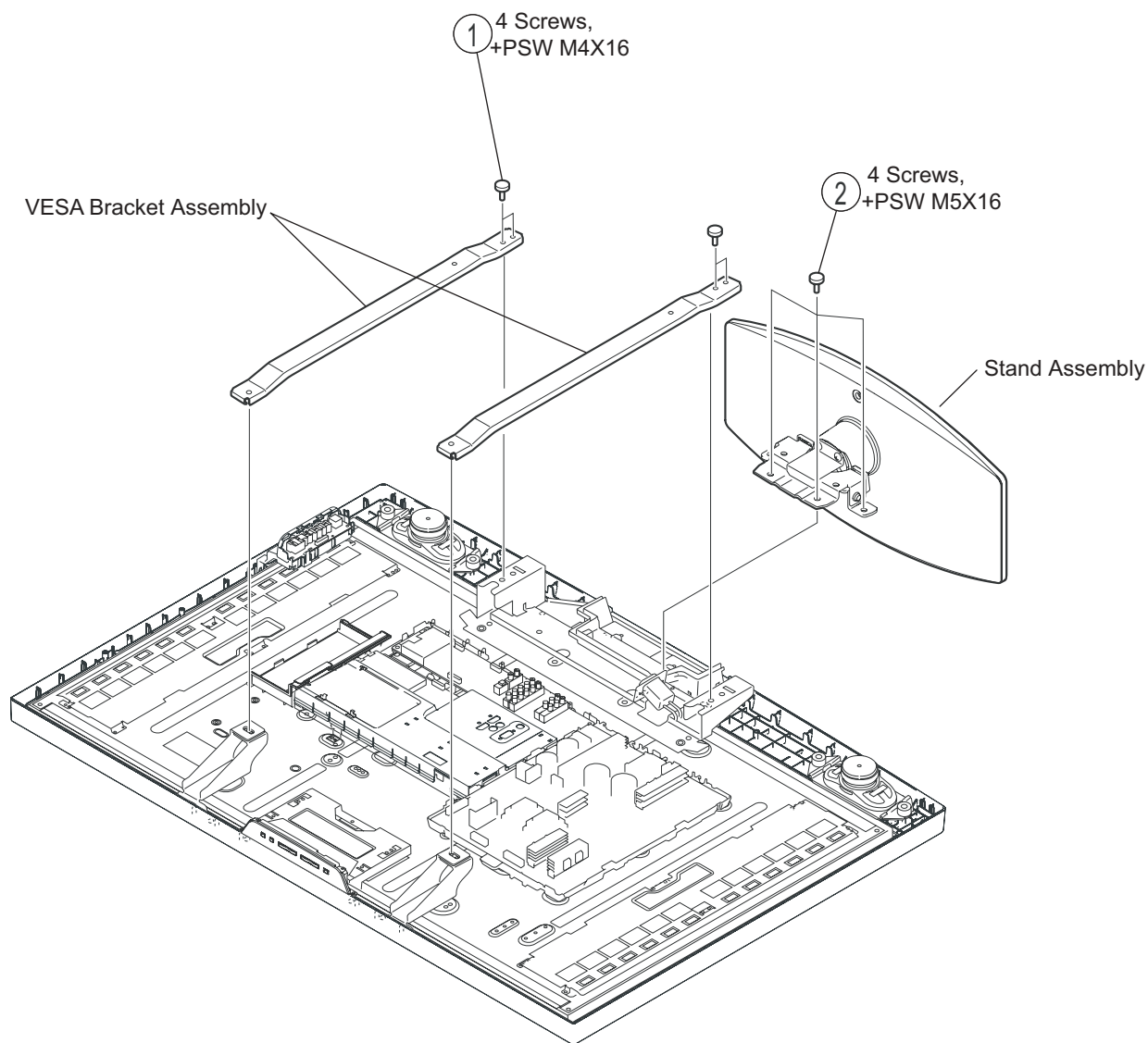
**Diagnostic Test Indicators**

When an error occurs, the POWER LED will flash a set number of times to indicate the possible cause of the problem. If there is more than one error, the LED will identify the first of the problem areas. If the errors occur simultaneously, the one that corresponds to the fewest flashes is identified first. Results for all of the following diagnostic items are displayed on screen. No error has occurred if the screen displays a "0".

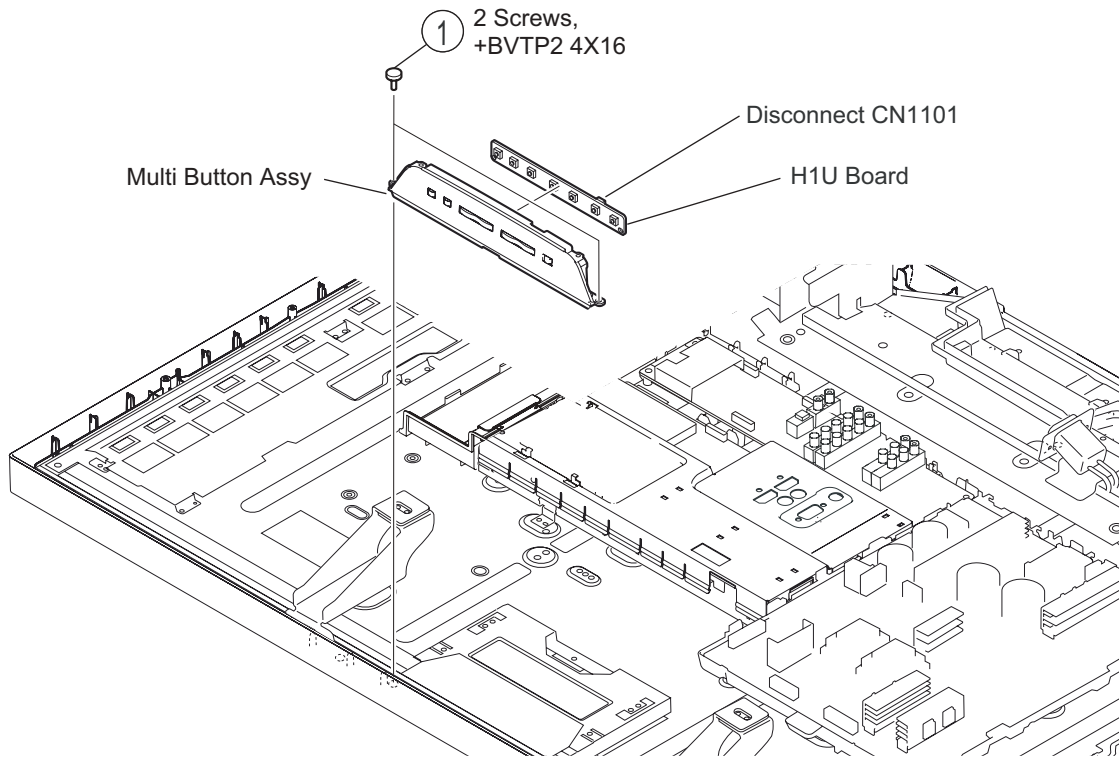
Number of Times POWER LED Blinks	Monitoring Item
1 Time	Abnormal AU Power Voltage (DCALERT 3)
2 Times	Abnormal D5V/A9V Power Voltage (DCALERT 2)
3 Times	Abnormal Panel Voltage (DCALERT 1)
4 Times	Backlight Failure
5 Times	Abnormal Main Power Voltage
6 Times	Abnormal Speaker Voltage
7 Times	Internal Temperature Rise (mainly on the panel side)
8 Times	IC5000

**SECTION 1: DISASSEMBLY****1-1. REAR COVER REMOVAL**

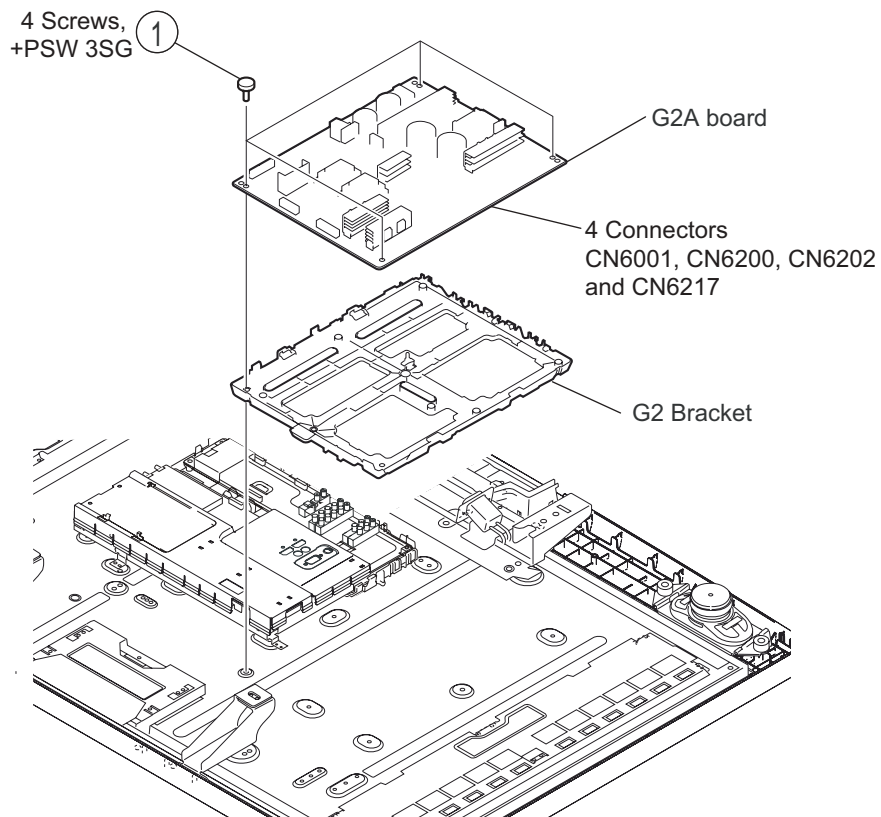
## 1-2. VESA BRACKET ASSEMBLY AND STAND REMOVAL



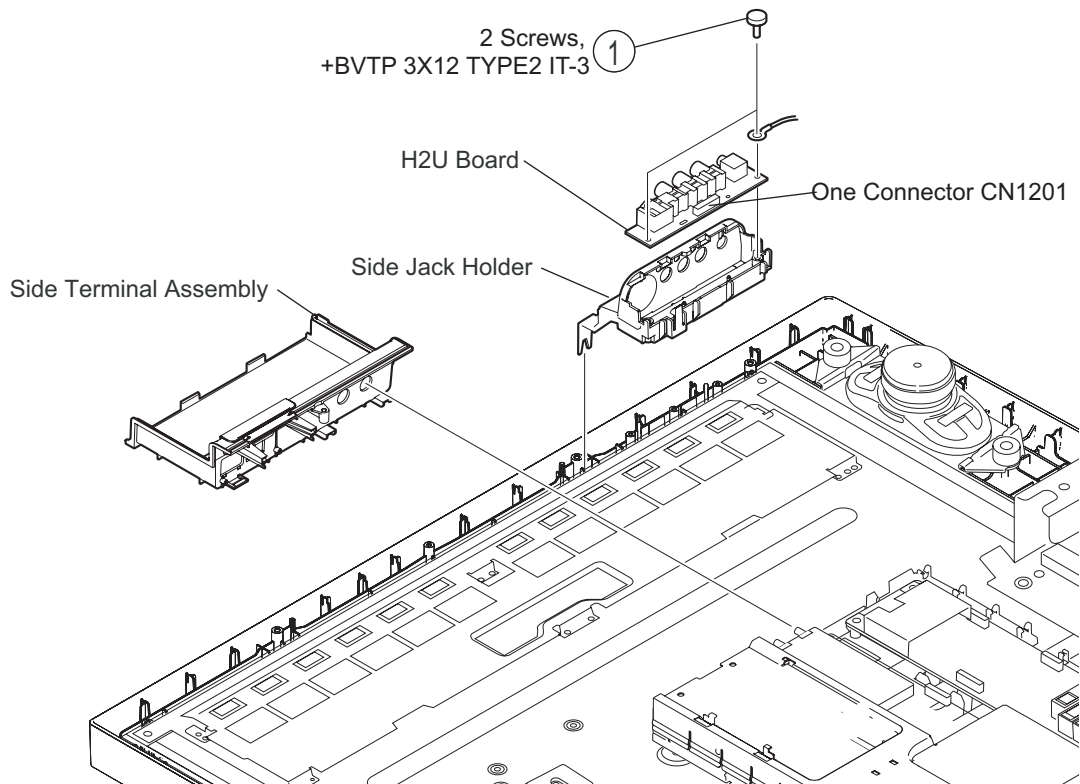
### 1-3. H1U BOARD REMOVAL



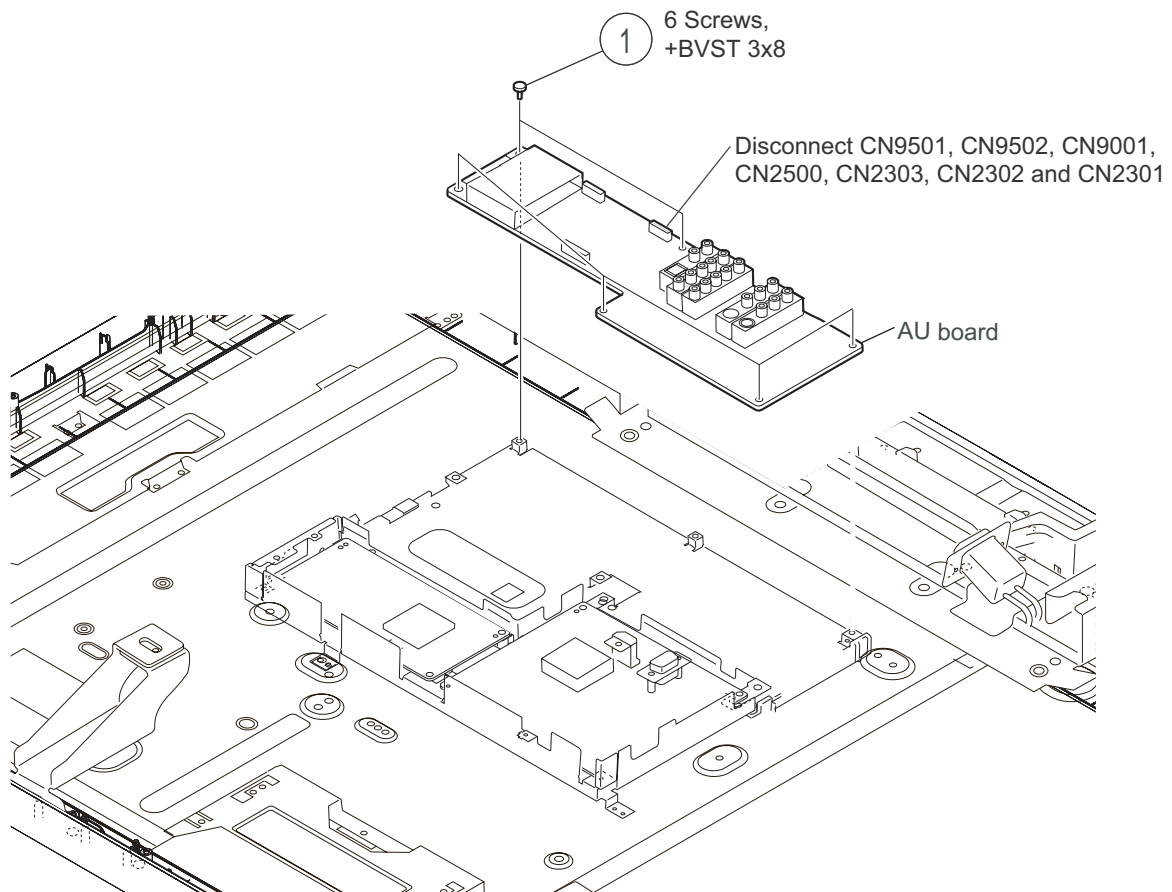
### 1-4. G2A BOARD REMOVAL



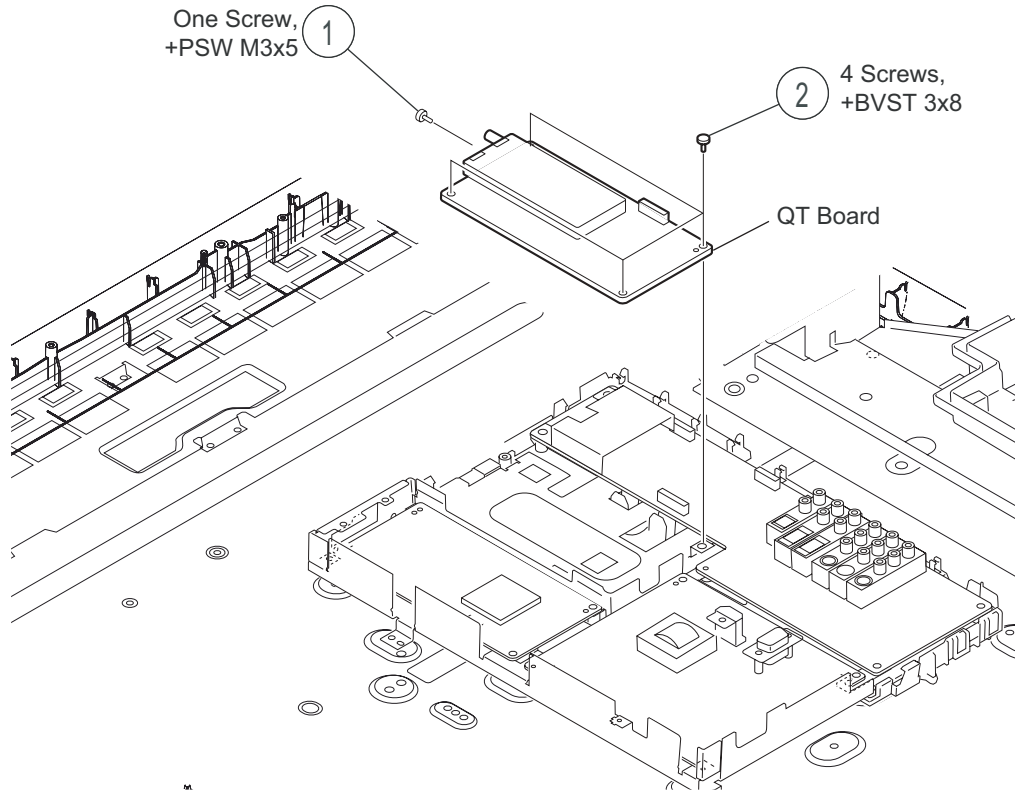
### 1-5. H2U BOARD REMOVAL



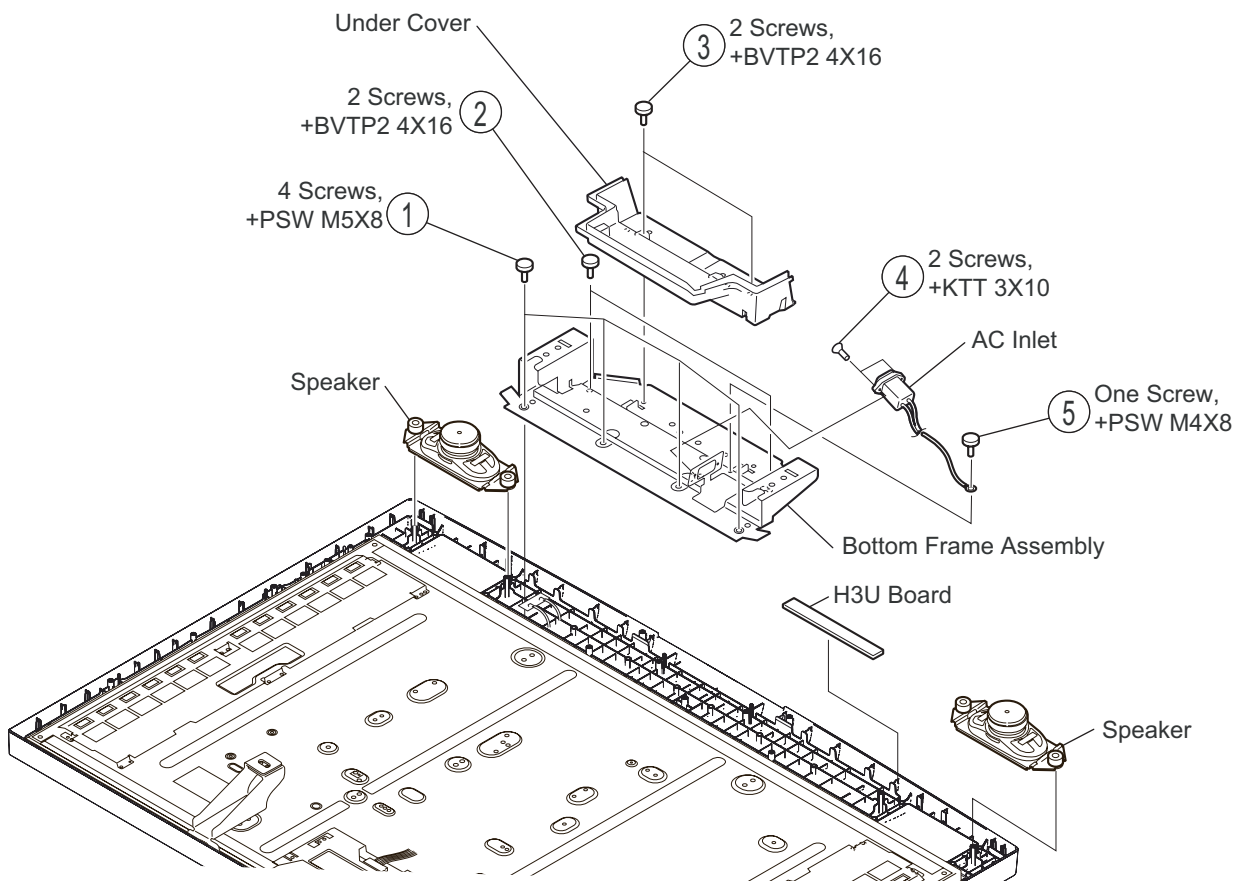
### 1-6. AU BOARD REMOVAL



### 1-7. QT BOARD REMOVAL

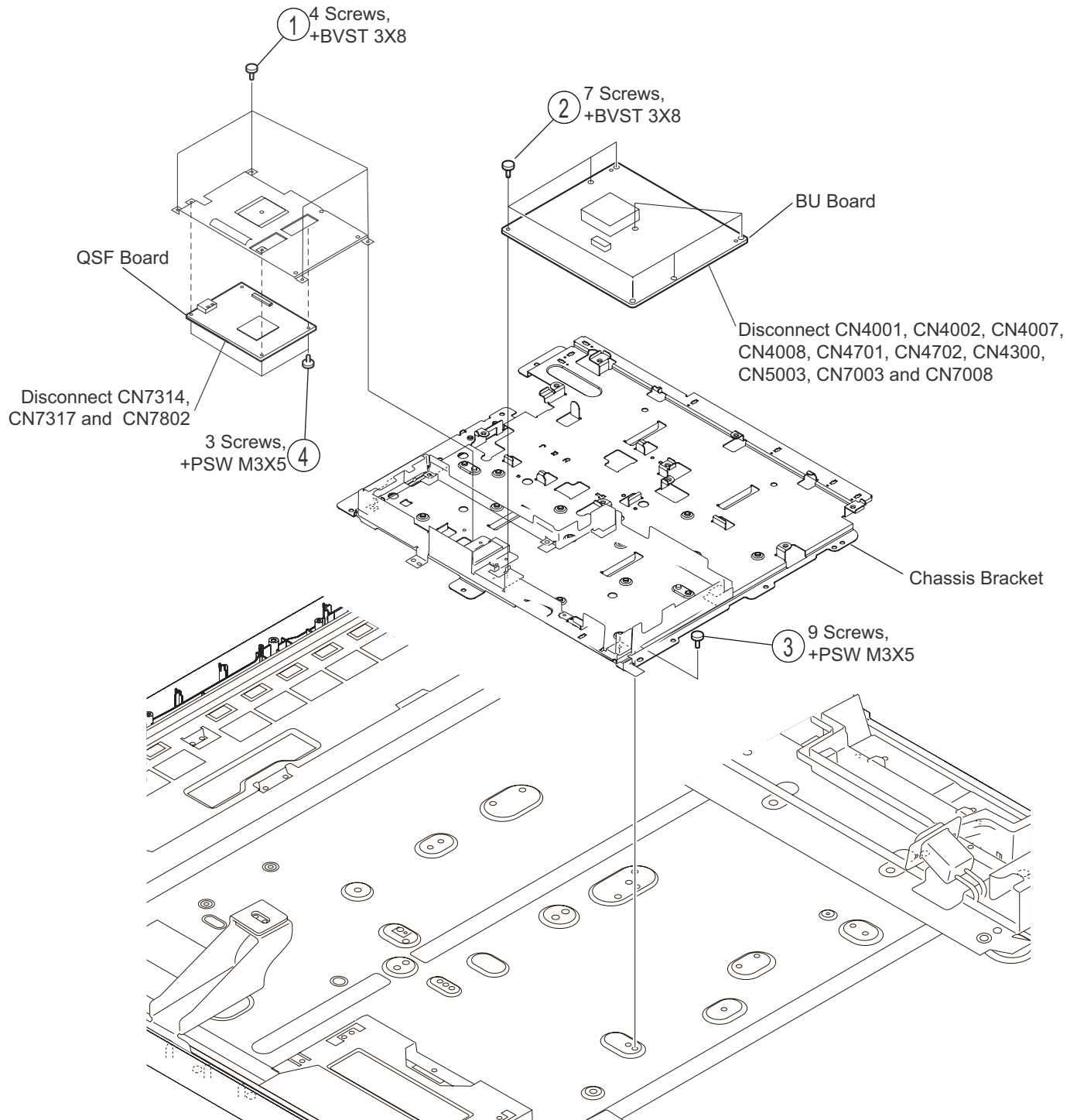


### 1-8. H3U BOARD AND SPEAKER REMOVAL

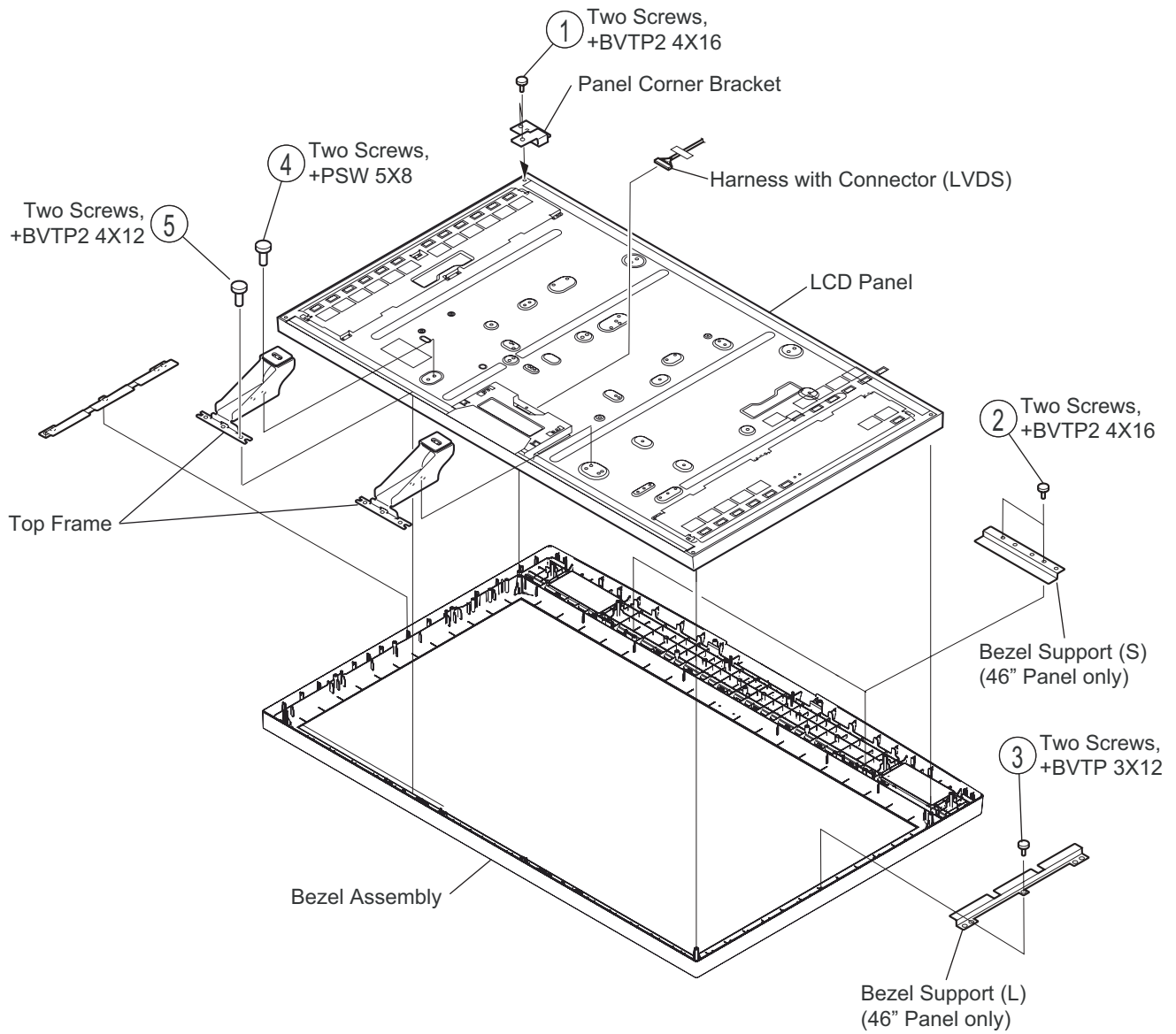




## 1-9. QSF BOARD AND BU BOARD REMOVAL

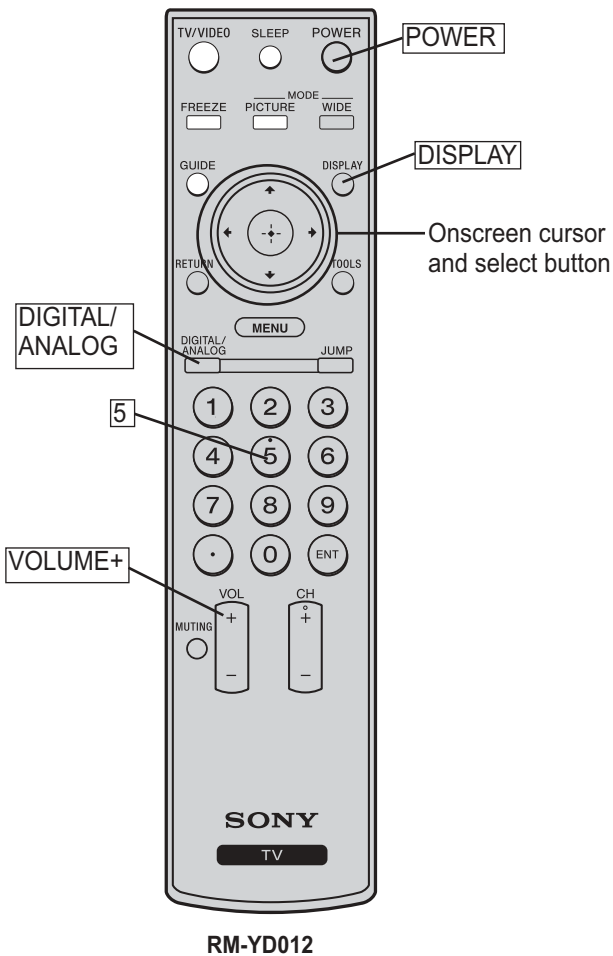


### 1-10. LCD PANEL REMOVAL



## SECTION 2: SERVICE ADJUSTMENTS

### 2-1. REMOTE ADJUSTMENT BUTTONS AND INDICATORS



### 2-2. ACCESSING SERVICE ADJUSTMENTS

To adjust various set features, use the Remote Commander to put the set into service mode to display the service menus. The Remote Commander displays the service menu associated with the Digital or Analog format depending on which format is on the TV when you enter service mode.

#### 2-2-1. ACCESSING THE DIGITAL SERVICE ADJUSTMENT MENUS

1. Turn the TV on and view a Digital channel.
2. Put the TV in standby mode. (Power off).
3. Press the following buttons on the Remote Commander within a second:

**DISPLAY** → Channel **5** → Volume **+** → **POWER** On.

The Digital service menu displays.

Video 1	
MAIN VER.	1009
H PACK VER.	1008
S PACK VER.	1008
CHECK SUM	E20E
NVM VER.	1006
ATI VER.	01.06
ATI UD NVM VER.	02
ATI SD NVM VER.	02
ETI	46h 39m

4. Use the ↓ button to view the next category listing the white balance adjustment items.

Video 1	
R_DRIVE	256
B_DRIVE	256
R_BKG	512
G_BKG	512
B_BKG	512
COLOR SAVE	

5. Use the ↓ or ↑ button to select the item you want to adjust.
  - a. To increase the data value of the category, press the → button.
  - b. To decrease the data value of the category, press the ← button.
6. To save the data value changes, press the ↓ button to select Color Save and then press the ⊕ button.
  - a. To save the data value changes, select Save by pressing the ↓ button and then press the ⊕ button.
  - b. To cancel the data value changes, select Cancel by pressing the → button and then pressing the ⊕ button.

## 2-2-2. VIEWING THE DIGITAL MODULE BOX (Q-BOX) SERVICE ITEMS

Use the following instructions to display the Digital menu items you want to adjust.

1. Turn the TV on and view a Digital channel.
2. Put the TV in standby mode. (Power off).
3. Press the following buttons on the Remote Commander within a second:

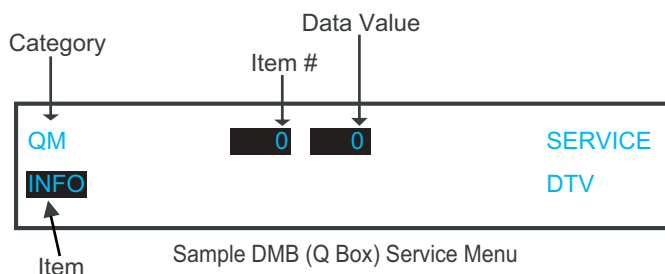
**DISPLAY** → Channel **5** → Volume **+** → **POWER** On.

The Digital service menu displays.

Video 1	
MAIN VER.	1009
H PACK VER.	1008
S PACK VER.	1008
CHECK SUM	E20E
NVM VER.	1006
ATI VER.	01.06
ATI UD NVM VER.	02
ATI SD NVM VER.	02
ETI	46h 39m

4. To display the Digital Module (Q Box) service adjustment menus, press **JUMP**.

The QM category displays.



5. To change the **category**, press **2** or **5** on the Remote Commander.  
**Note:** Pressing **2** or **5** only changes the categories within the service menu displayed. To return to the Digital Service Menu, press the **JUMP** button.
6. To change the **adjustment item**, press **1** or **4** on the Remote Commander.
7. To change the **data value**, press **3** or **6** on the Remote Commander.  
**Note:** To go back to the last saved data value, press **0** then **ENTER** on the Remote Commander to read the memory.
8. To write into memory, press **MUTING** then **ENT** on the Remote Commander.
9. To exit service mode, turn the power off.

## 2-2-3. ACCESSING THE ANALOG SERVICE ADJUSTMENT MENUS

1. Turn the TV on and view an Analog channel.
2. Put the TV in standby mode. (Power off).
3. Press the following buttons on the Remote Commander within a second:

**DISPLAY** → Channel **5** → Volume **+** → **POWER** On.

The Analog service menu displays.

Video 1	
MAIN VER.	1008
H PACK VER.	1005
S PACK VER.	1008
CHECK SUM	F99F
NVM VER.	1006
ATI VER.	
ATI UD NVM VER.	
ATI SD NVM VER.	02
ETI	2h 16m

4. Use the **↓** button to view the next category listing the white balance adjustment items.

Video 1	
R DRIVE	256
B DRIVE	256
R BKG	512
G BKG	512
B BKG	512
COLOR SAVE	

5. Use the **↓** or **↑** button to select the item you want to adjust.
  - a. To increase the data value of the category, press the **↑** button.
  - b. To decrease the data value of the category, press the **↓** button.
6. To save the data value changes, press the **↓** button to select Color Save and then press the **+** button.
  - a. To save the data value changes, select Save by pressing the **↓** button and then press the **+** button.
  - b. To cancel the data value changes, select Cancel by pressing the **↑** button and then pressing the **+** button.

## 2-3. RESETTING THE USER MENU - FACTORY RESET

The TEST RESET option resets all the customer adjustable data back to the factory defaults.

- Put the TV in standby mode. (Power off).
- Press the following buttons on the Remote Commander within a second:

**DISPLAY** → Channel **5** → Volume **+** → **POWER** On.

The service menu displays.

Video 1	
MAIN VER.	1009
H PACK VER.	1008
S PACK VER.	1008
CHECK SUM	E20E
NVM VER.	1006
ATI VER.	01.06
ATI UD NVM VER.	02
ATI SD NVM VER.	02
ETI	46h 39m

- Use the ↓ button to view the next category listing the white balance adjustment items.

Video 1	
R_DRIVE	256
B_DRIVE	256
R_BKG	512
G_BKG	512
B_BKG	512
COLOR SAVE	

- Continue pressing the ↓ button until the next category list displays.

Video 1	
TEST RESET	
AGING MODE	Off
AUTO SHUT-OFF	On
ETI CLEAR	
INFORMATION RESET	
SOUND MUTE	On

- Press the ⊕ button to select TEST RESET options.
- Press the ↓ button to select OK.
- Press the ⊕ button to reset the TV.

## 2-4. AGING MODE

Aging mode is designed to remove image retention from the screen.

NOTE: Once you enter into Aging Mode the Remote Commander no longer functions with the set. To turn off the set, push the Power Button on the set.

- Put the TV in standby mode. (Power off).
- Press the following buttons on the Remote Commander within a second:

**DISPLAY** → Channel **5** → Volume **+** → **POWER** On.

The service menu displays.

Video 1	
MAIN VER.	1009
H PACK VER.	1008
S PACK VER.	1008
CHECK SUM	E20E
NVM VER.	1006
ATI VER.	01.06
ATI UD NVM VER.	02
ATI SD NVM VER.	02
ETI	46h 39m

- Use the ↓ button to view the next category listing the white balance adjustment items.

Video 1	
R_DRIVE	256
B_DRIVE	256
R_BKG	512
G_BKG	512
B_BKG	512
COLOR SAVE	

- Continue pressing the ↓ button until the next category list displays.

Video 1	
TEST RESET	
AGING MODE	Off
AUTO SHUT-OFF	On
ETI CLEAR	
INFORMATION RESET	
SOUND MUTE	On

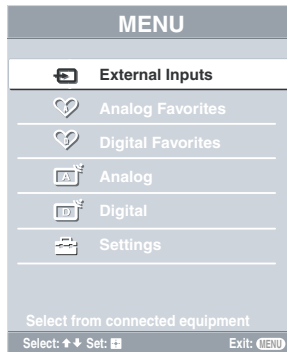
- Press the ↓ button to select AGING MODE.
- Press the ⊕ button to display the Aging Mode options.
- Press the ↓ button to select ON.
- Press the ⊕ button to start the aging process.

## 2-5. WHITE BALANCE ADJUSTMENT.

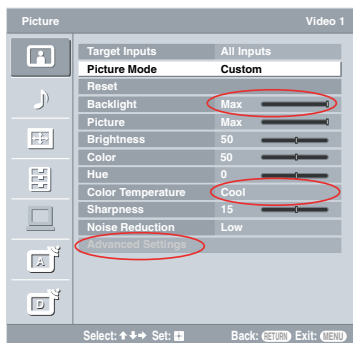
The White Balance only needs to be adjusted when you replace the BU Board.

1. Through the Video 1 input, step Gray Scale with Setup.
2. Press MENU on the Remote Commander.

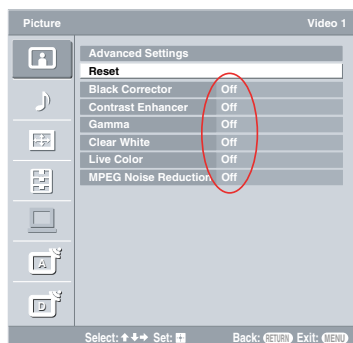
The User Menu displays.



3. Press the  $\downarrow$  button until Settings is selected, then press the  $\odot$  button.
4. From the Picture menu, press the  $\rightarrow$  button to display the picture mode options.
  - a. Press the  $\downarrow$  button to select Custom, then press the  $\odot$  button.
5. From the Picture menu, press the  $\downarrow$  button to select Color Temperature.
  - a. Press the  $\downarrow$  button to display the Color Temperature options.
  - b. Press the  $\downarrow$  button to select Cool, then press the  $\odot$  button.
6. From the Picture menu, press the  $\downarrow$  button to select Advanced Settings.

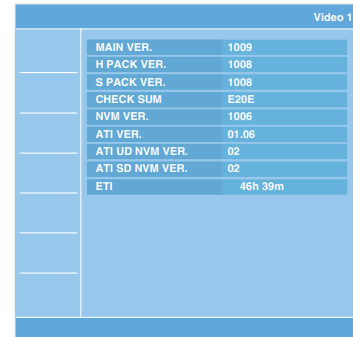


7. Using the arrow keys set all the registers in the Advanced Setting menu to Off.

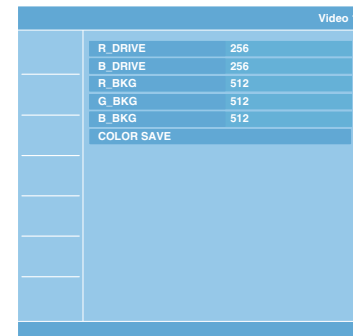


8. Put the TV in standby mode. (Power off).

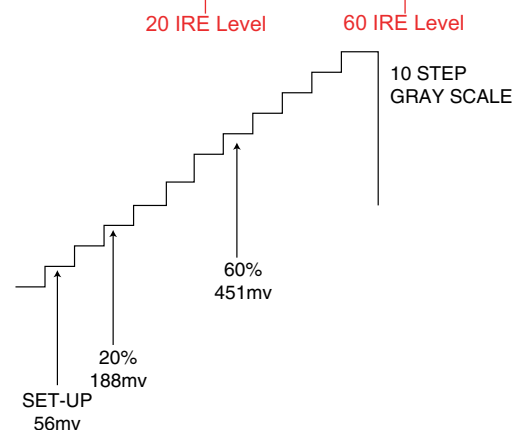

9. Access the Service Menu by pressing the following buttons on the Remote Commander within a second:  
**DISPLAY**  $\rightarrow$  Channel **5**  $\rightarrow$  Volume **+**  $\rightarrow$  **POWER** On.  
 The Digital service menu displays.



10. Press the  $\downarrow$  button to display the white balance adjustment menu items.

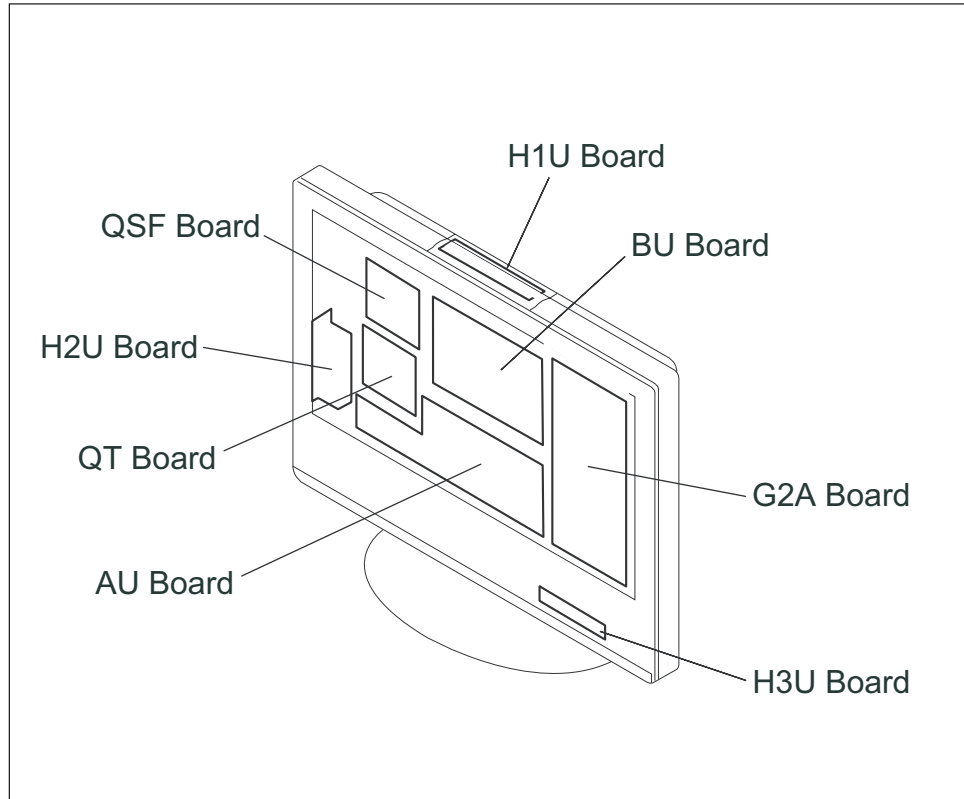


11. Using 10 step NTSC Gray Scale with Setup adjust the White Balance of the 60% shade with R\_Drive and B\_Drive.
12. Using the same pattern, adjust the white balance 20% with R\_BKG and B\_BKG.
13. 20IRE and 60IRE shades should have the same color.



## SECTION 3: DIAGRAMS

### 3-1. CIRCUIT BOARDS LOCATION



### 3-2. PRINTED WIRING BOARDS AND SCHEMATIC DIAGRAMS INFORMATION

All capacitors are in  $\mu\text{F}$  unless otherwise noted.  $\text{pF}$  :  $\mu\mu\text{F}$  50VV or less are not indicated except for electrolytics and tantalums.

All electrolytics are in 50V unless otherwise specified.

All resistors are in ohms.  $\text{k}\Omega=1000\Omega$ ,  $\text{M}\Omega=1000\text{k}\Omega$


Indication of resistance, which does not have one for rating electrical power, is as follows: Pitch : 5mm

Rating electrical power :  $\frac{1}{4}\text{W}$

$\frac{1}{4}\text{W}$  in resistance,  $\frac{1}{10}\text{W}$  and  $\frac{1}{16}\text{W}$  in chip resistance.

 : nonflammable resistor

 : fusible resistor

 : internal component

 : panel designation and adjustment for repair

 : earth ground

 : earth-chassis

All variable and adjustable resistors have characteristic curve B, unless otherwise noted.

Readings are taken with a color-bar signal input.

Readings are taken with a  $10\text{M}\Omega$  digital multimeter.

Voltages are DC with respect to ground unless otherwise noted.

Voltage variations may be noted due to normal production tolerances.

All voltages are in V.

S : Measurement impossibility.


 : B+line.


 : B-line. (Actual measured value may be different).


 : signal path. (RF)


Circled numbers are waveform references.

The components identified by shading and  symbol are critical for safety. Replace only with part number specified.

The symbol  indicates a fast operating fuse and is displayed on the component side of the board. Replace only with fuse of the same rating as marked.

Les composants identifiés par un trame et une marque  sont critiques pour la sécurité. Ne les remplacer que par une pièce portant le numéro spécifié.

Le symbole  indique une fusible à action rapide. Doit être remplacé par une fusible de même valeur, comme marqué.

**NOTE:** The components identified by the  mark contain confidential information. Strictly follow the instructions whenever the components are repaired and/or replaced.

### REFERENCE INFORMATION

<b>RESISTOR</b>		<b>CAPACITOR</b>	
: RN	METAL FILM	: TA	TANTALUM
: RC	SOLID	: PS	STYROL
: FPRD	NONFLAMMABLE CARBON	: PP	POLYPROPYLENE
: FUSE	NONFLAMMABLE FUSIBLE	: PT	MYLAR
: RW	NONFLAMMABLE WIREWOUND	: MPS	METALIZED POLYESTER
: RS	NONFLAMMABLE METAL OXIDE	: MPP	METALIZED POLYPROPYLENE
: RB	NONFLAMMABLE CEMENT	: ALB	BIPOLAR
: ※	ADJUSTMENT RESISTOR	: ALT	HIGH TEMPERATURE
		: ALR	HIGH RIPPLE
<b>COIL</b>			
: LF-8L	MICRO INDUCTOR		

### Terminal name of semiconductors in silk screen printed circuit (※)

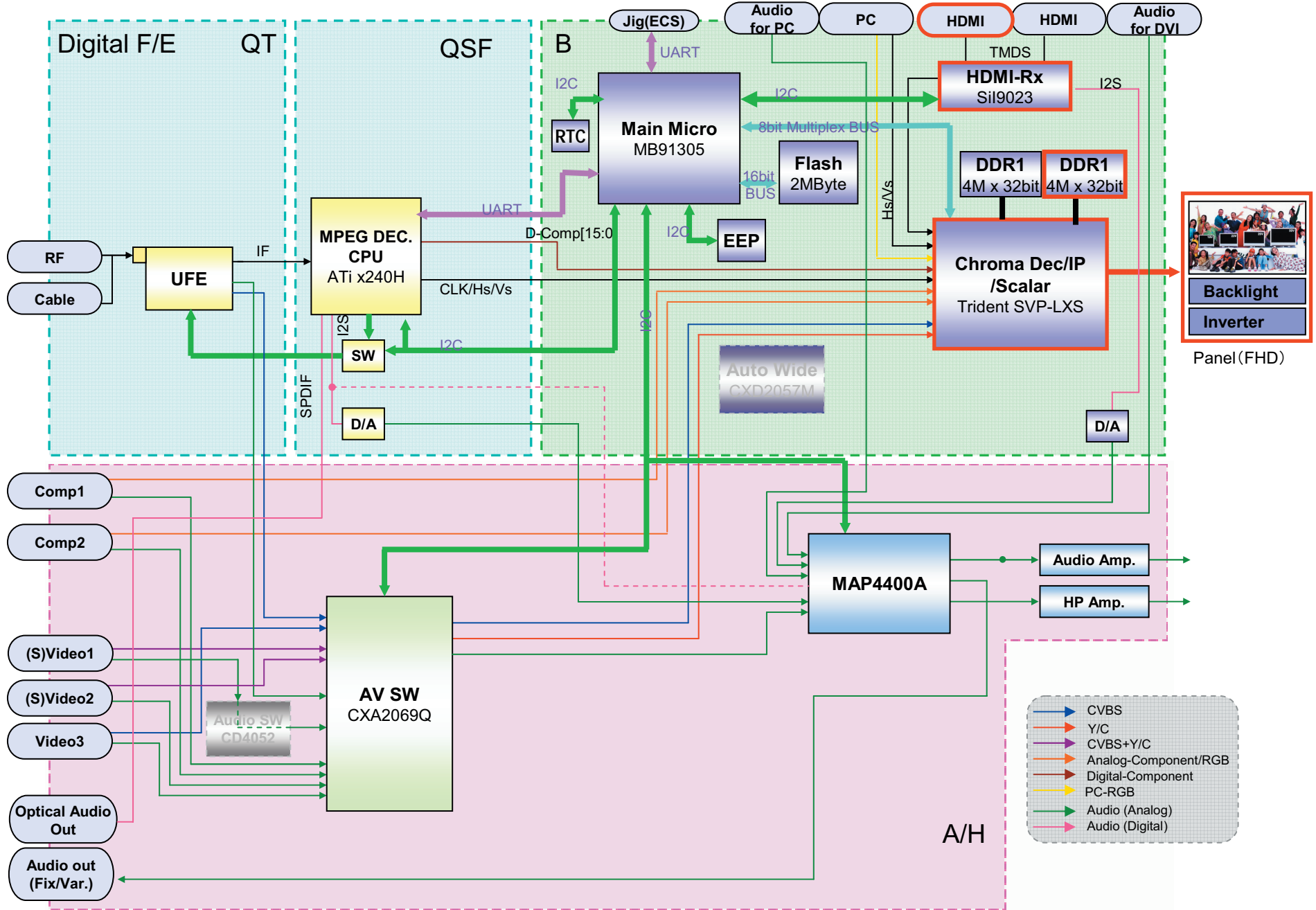
	Device	Printed symbol	Terminal name	Circuit
1	Transistor		Collector Base Emitter	
2	Transistor		Collector Base Emitter	
3	Diode		Cathode Anode	
4	Diode		Cathode Anode (NC)	
5	Diode		Cathode Anode (NC)	
6	Diode		Common Anode Cathode	
7	Diode		Common Anode Cathode	
8	Diode		Common Anode Anode	
9	Diode		Common Anode Anode	
0	Diode		Common Cathode Cathode	
!j	Diode		Common Cathode Cathode	
!TM	Diode		Anode Anode Cathode Cathode	
!£	Transistor (FET)		Drain Source Gate	
!Ç	Transistor (FET)		Drain Source Gate	
!?	Transistor (FET)		Source Drain Gate	
!§	Transistor		Emitter Collector Base	
!¶	Transistor		C2 B1 E1 E2 B2 C1	
!•	Transistor		C1 B2 E2 E1 B1 C2	
!a	Transistor		C1 B2 E2 E1 B1 C2	
@°	Transistor		C1 B2 E2 E1 B1 C2	
@₁	Transistor		E2 B1 E1 C2 C1(B2)	
@TM	Transistor		(B2) B1 E1 E2 C1 C2	
@£	Transistor		(B2) E2 E1 B1 C2 C1	
—	Discrete semiconductot			

(Chip semiconductors that are not actually used are included.)

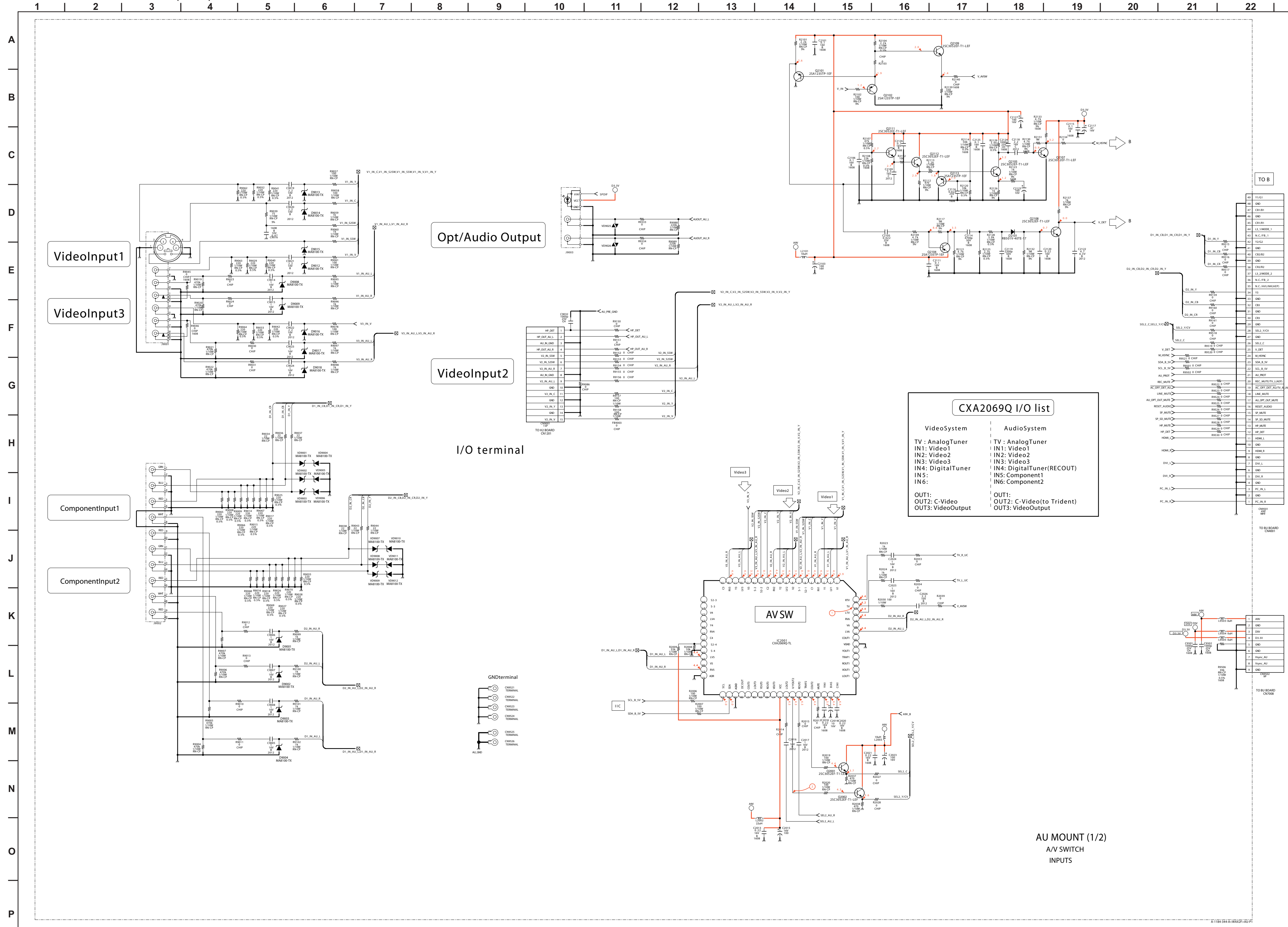
Ver.1.6



3-3. BLOCK DIAGRAM



3-4. SCHEMATICS AND SUPPORTING INFORMATION  
AU BOARD SCHEMATIC DIAGRAM (1 OF 2)



VideoInput1

VideoInput3

Opt/Audio Output

VideoInput2

ComponentInput1

ComponentInput2

I/O terminal

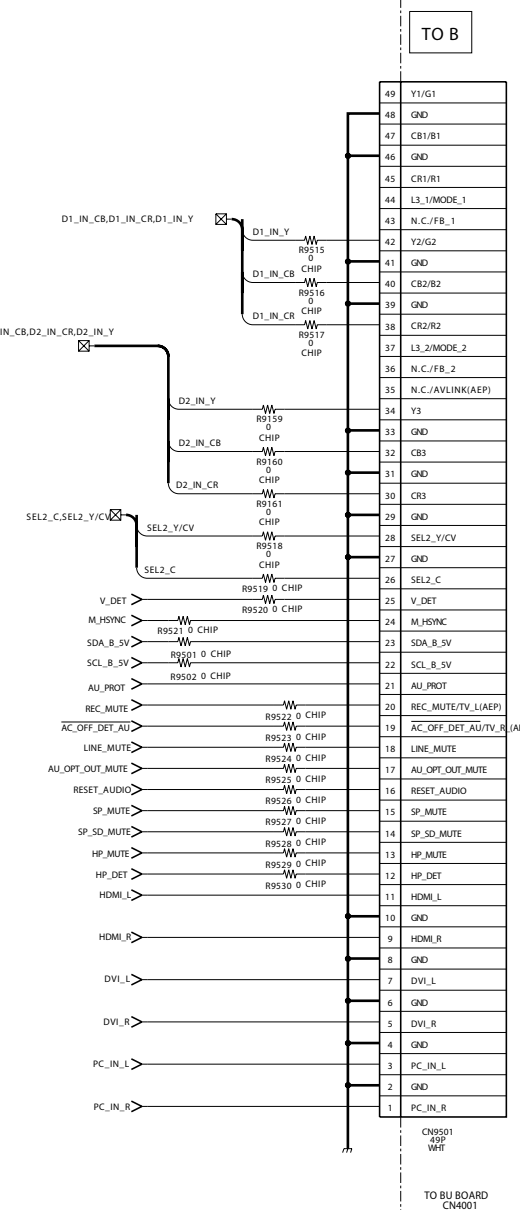
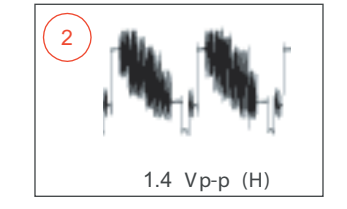
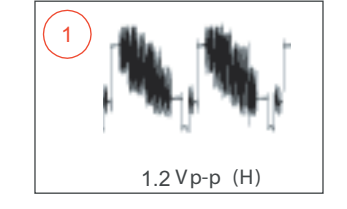
AV SW

AU MOUNT (1/2)  
A/V SWITCH  
INPUTS

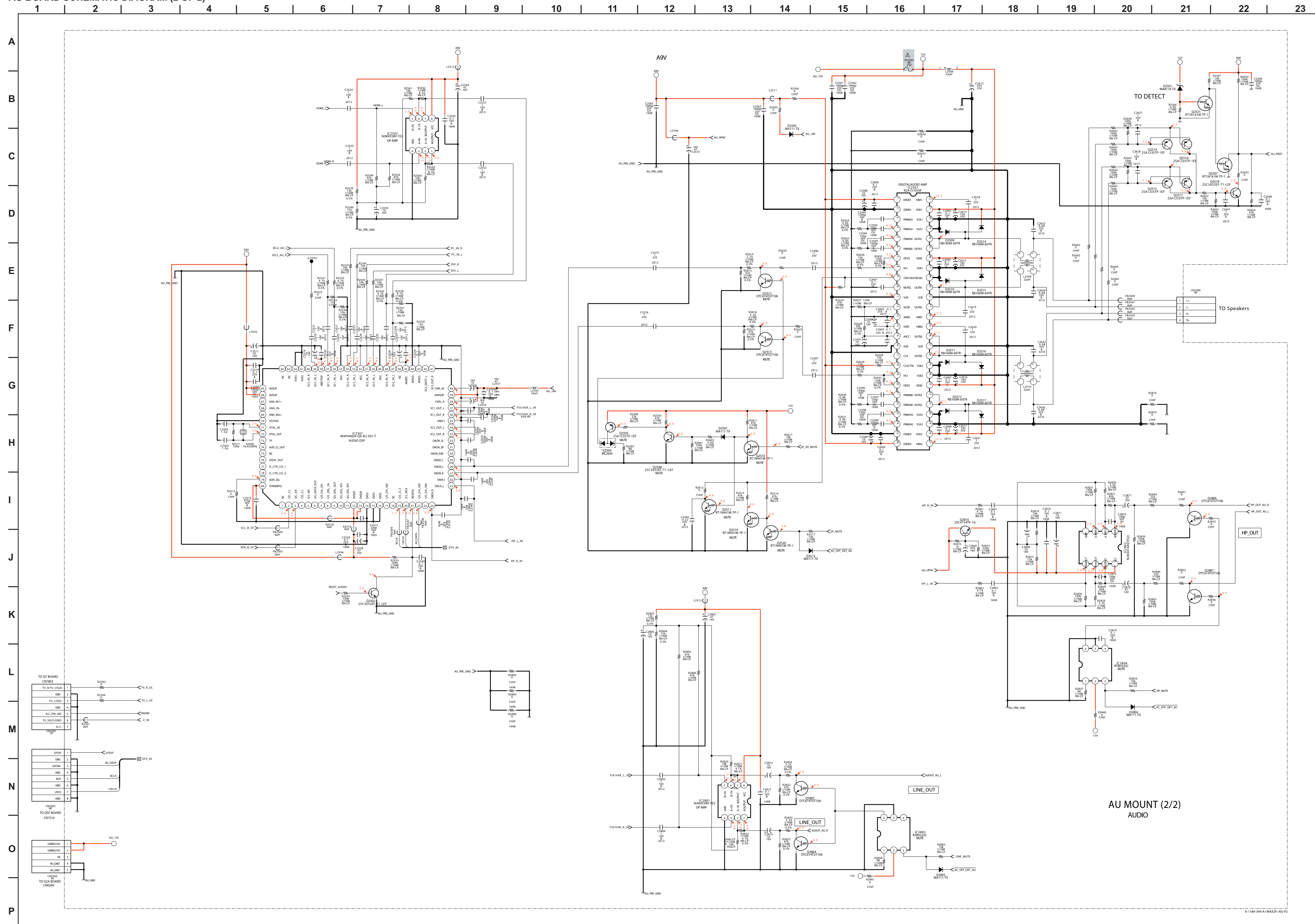
**CXA2069Q I/O list**

VideoSystem	AudioSystem
TV : AnalogTuner	TV : AnalogTuner
IN1: Video1	IN1: Video1
IN2: Video2	IN2: Video2
IN3: Video3	IN3: Video3
IN4: DigitalTuner	IN4: DigitalTuner(RECOUT)
IN5:	IN5: Component1
IN6:	IN6: Component2
OUT1:	OUT1:
OUT2: C-Video	OUT2: C-Video(to Trident)
OUT3: VideoOutput	OUT3: VideoOutput

AU BOARD WAVEFORMS



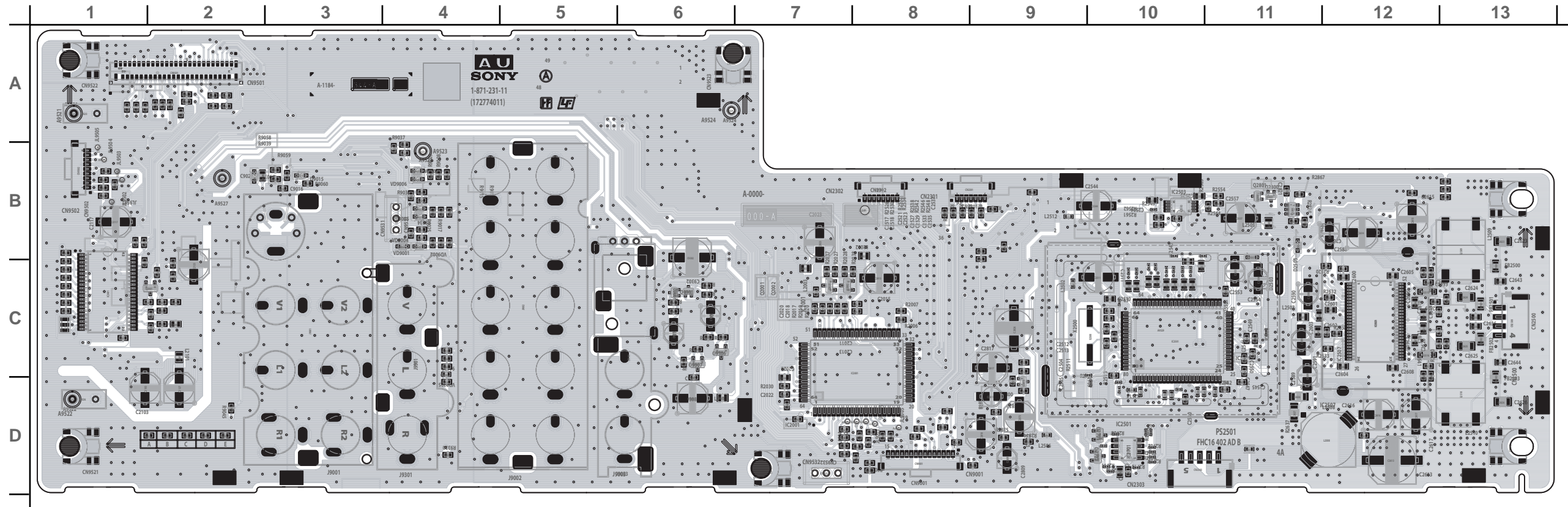
AU BOARD SCHEMATIC DIAGRAM (2 OF 2)



AU MOUNT (2/2)  
AUDIO

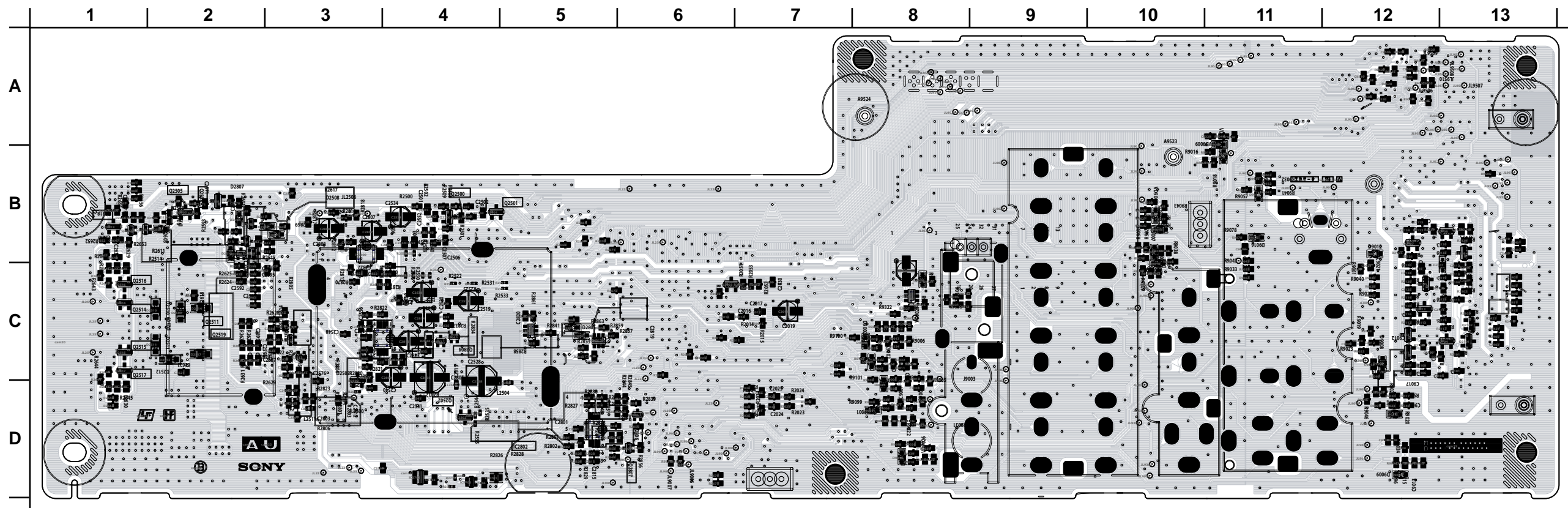
**AU**

[AV SWITCH, INPUTS, AUDIO]  
COMPONENT SIDE

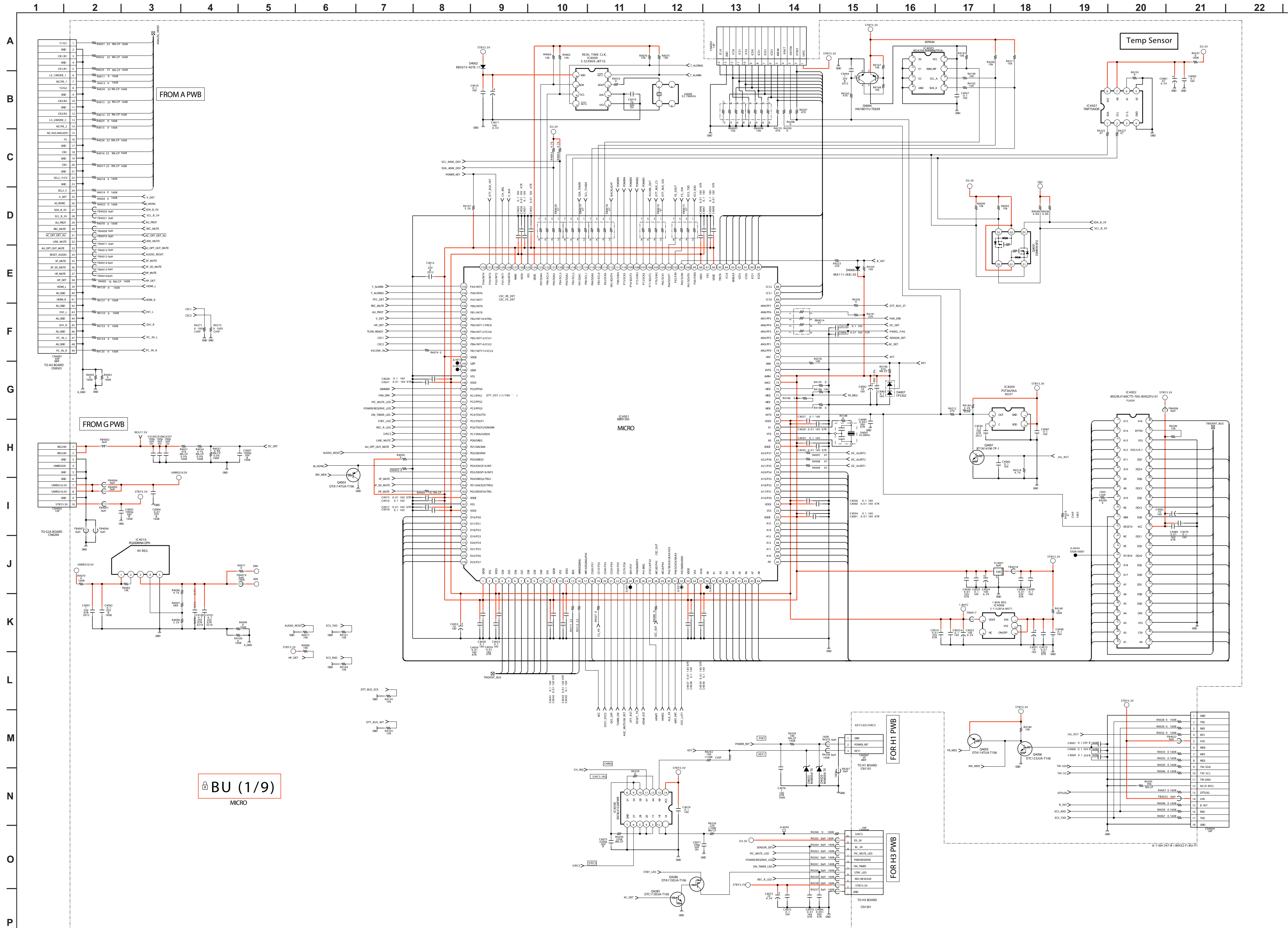


**AU**

[AV SWITCH, INPUTS, AUDIO]  
CONDUCTOR SIDE

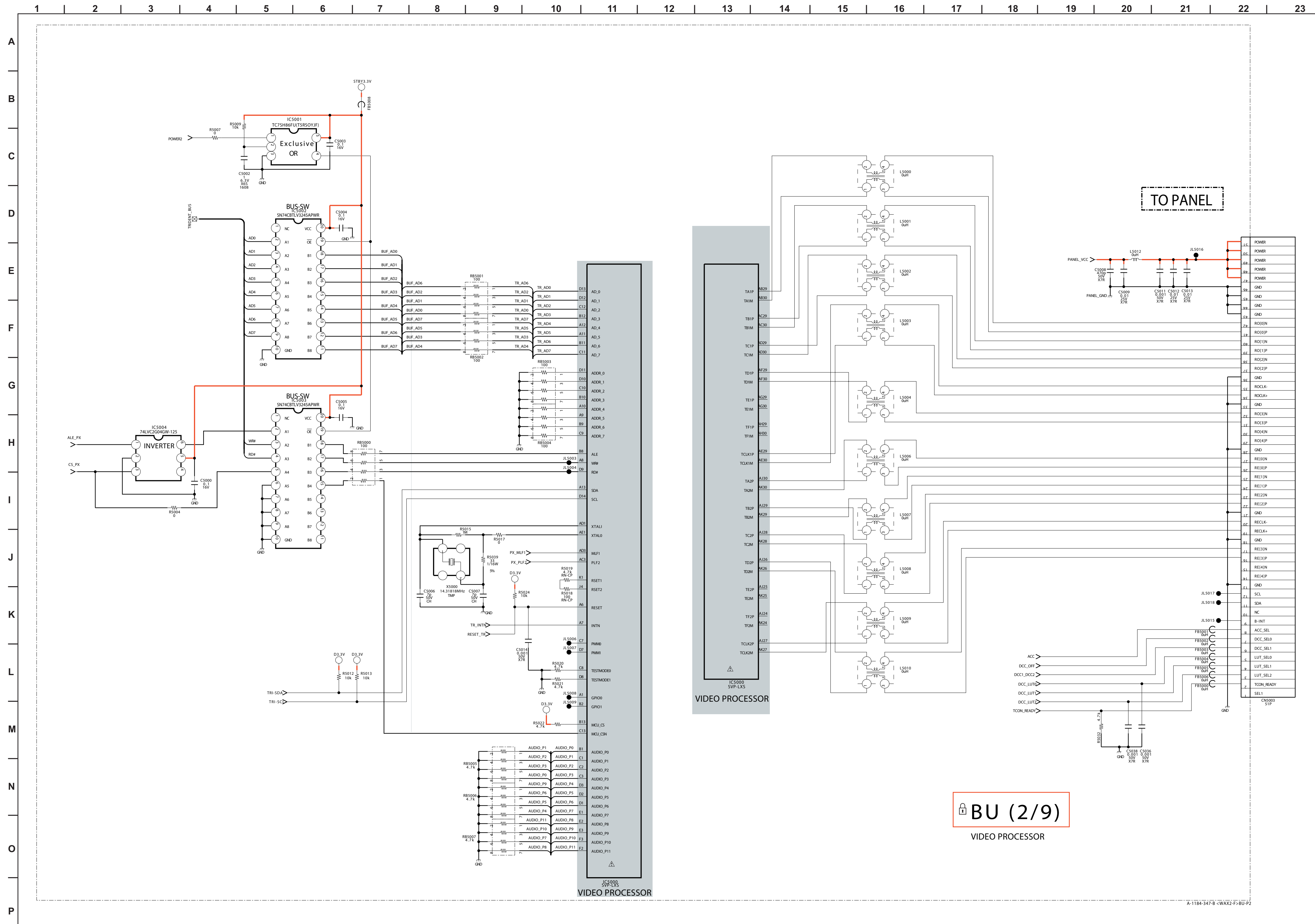


BU BOARD SCHEMATIC DIAGRAM (1 OF 9)



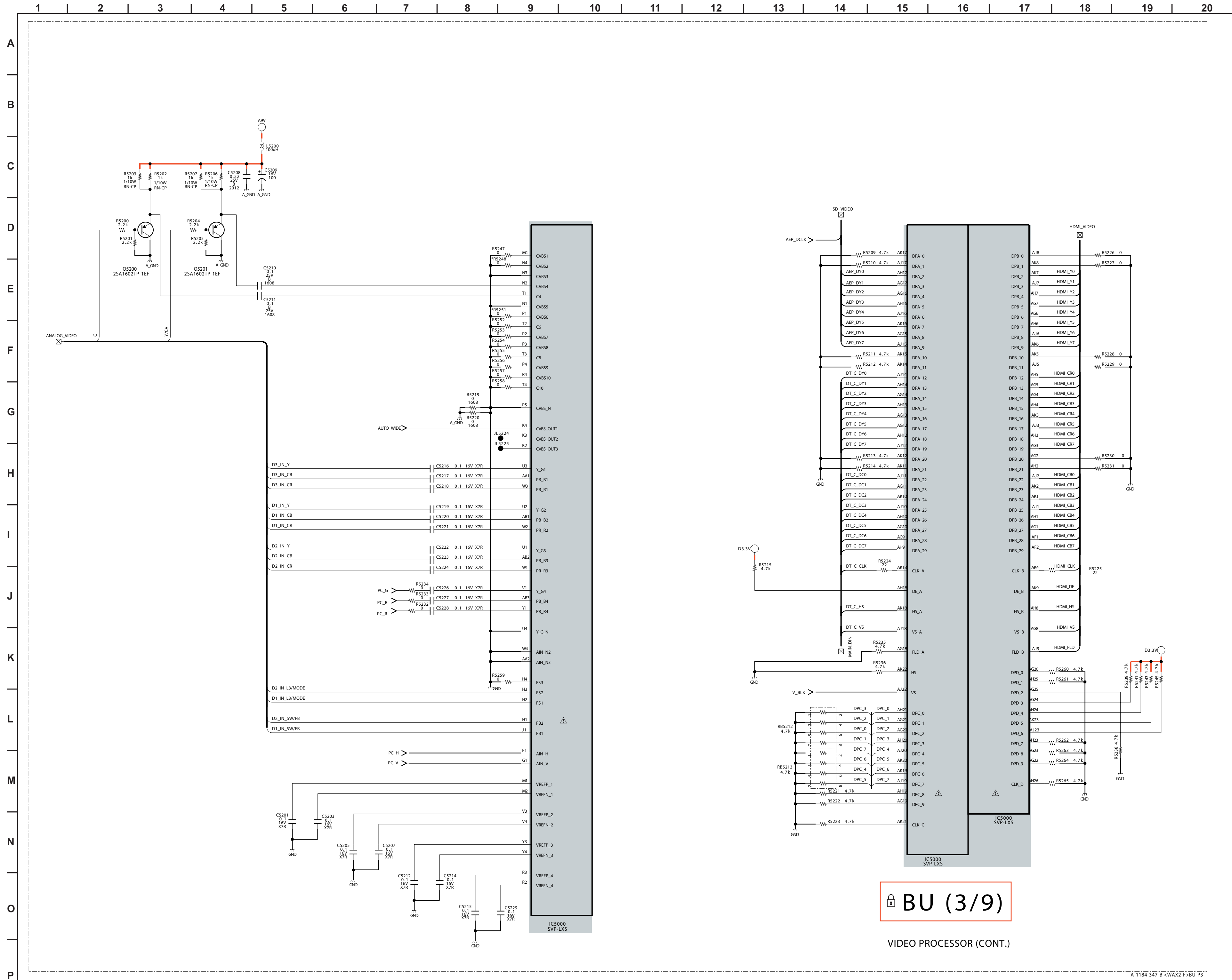
BU (1/9)  
MICRO

BU BOARD SCHEMATIC DIAGRAM (2 OF 9)



BU (2/9)  
VIDEO PROCESSOR

BU BOARD SCHEMATIC DIAGRAM (3 OF 9)

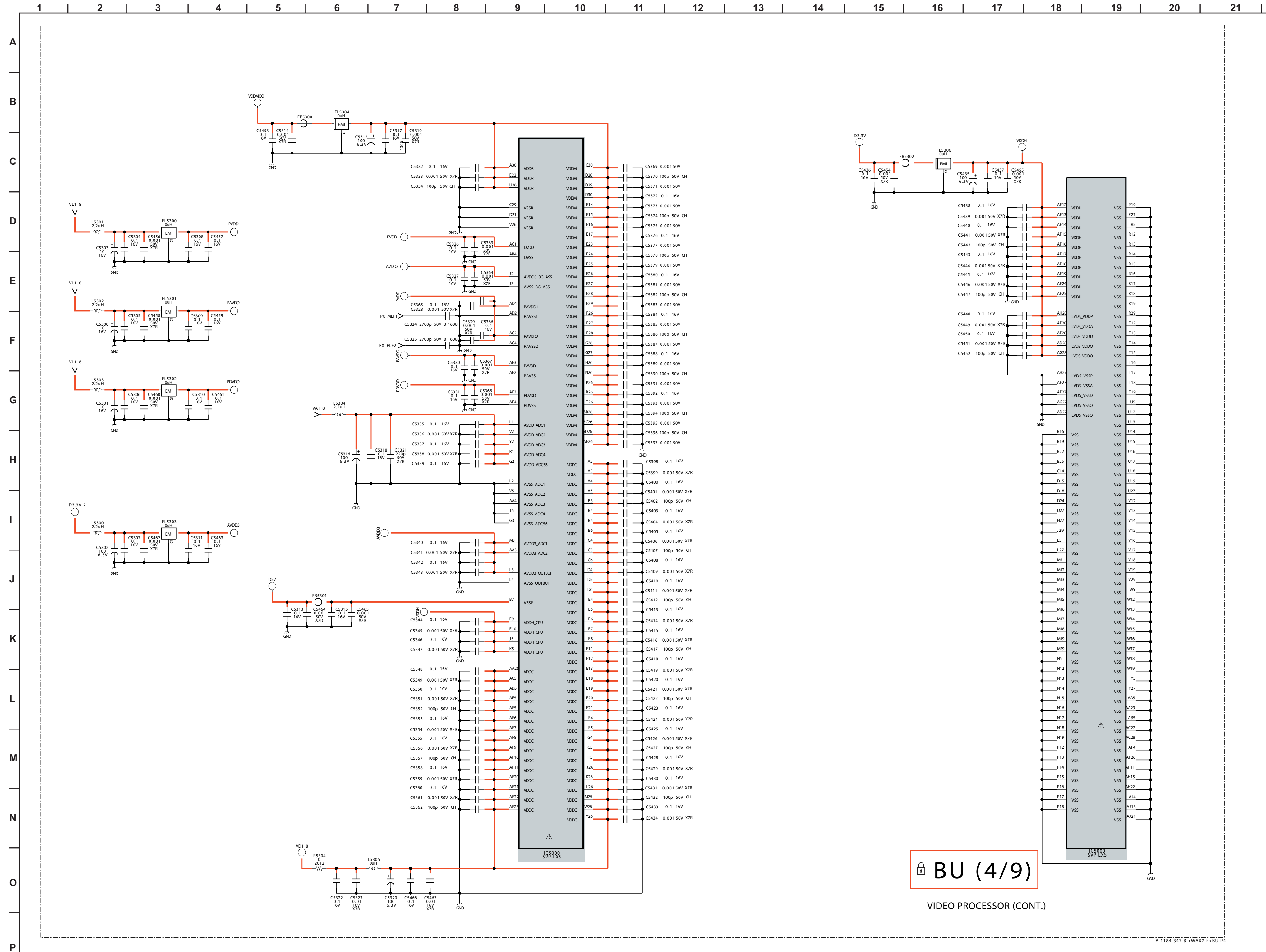


BU (3/9)

VIDEO PROCESSOR (CONT.)

A-1184-347-B c-WAX2-F>BU-F3

BU BOARD SCHEMATIC DIAGRAM (4 OF 9)



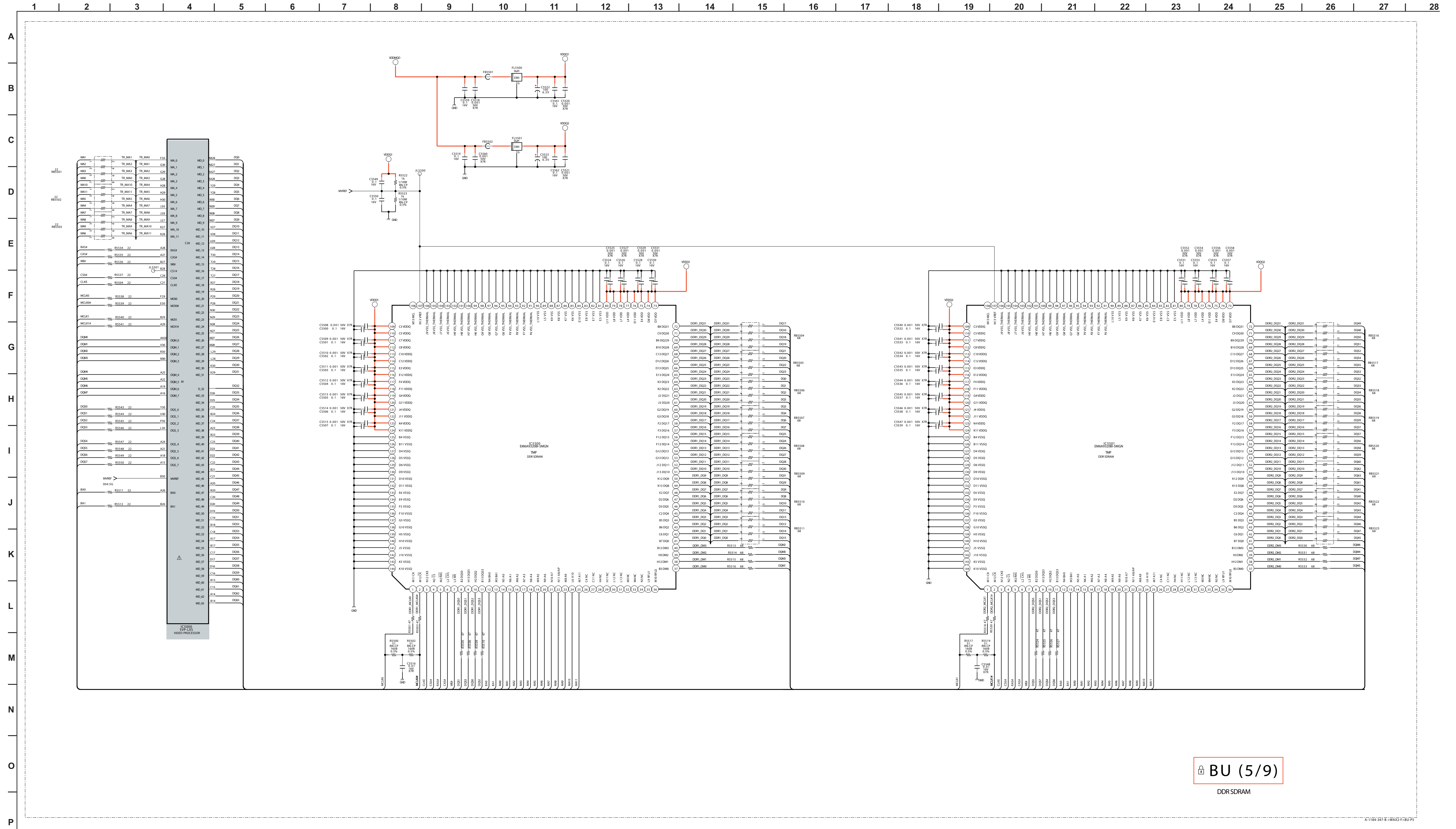
BU (4/9)

VIDEO PROCESSOR (CONT.)

A:1184-347-B <WAX2-F>BU-P4

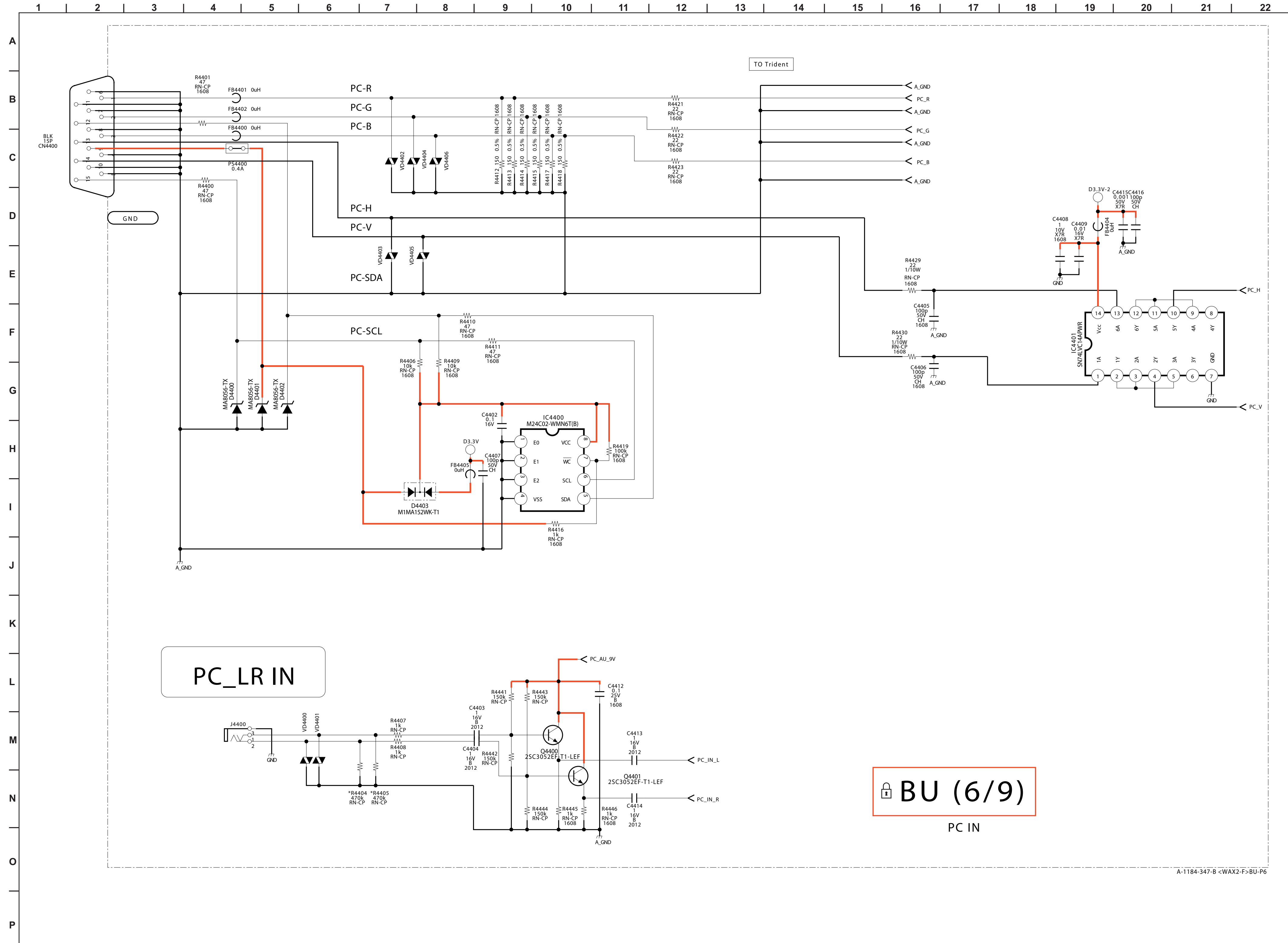


BU BOARD SCHEMATIC DIAGRAM (5 OF 9)



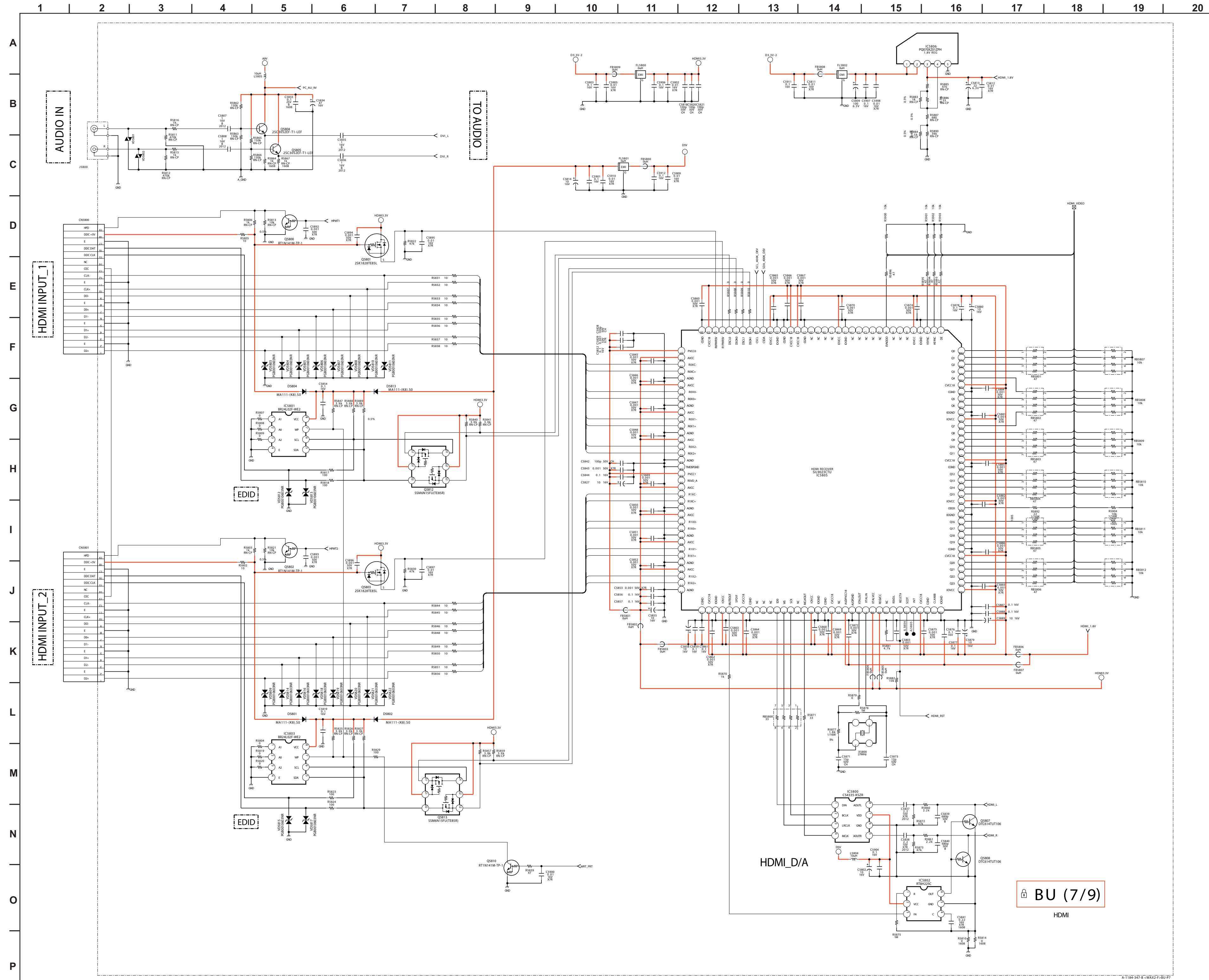
BU (5/9)  
DDR SDRAM

BU BOARD SCHEMATIC DIAGRAM (6 OF 9)



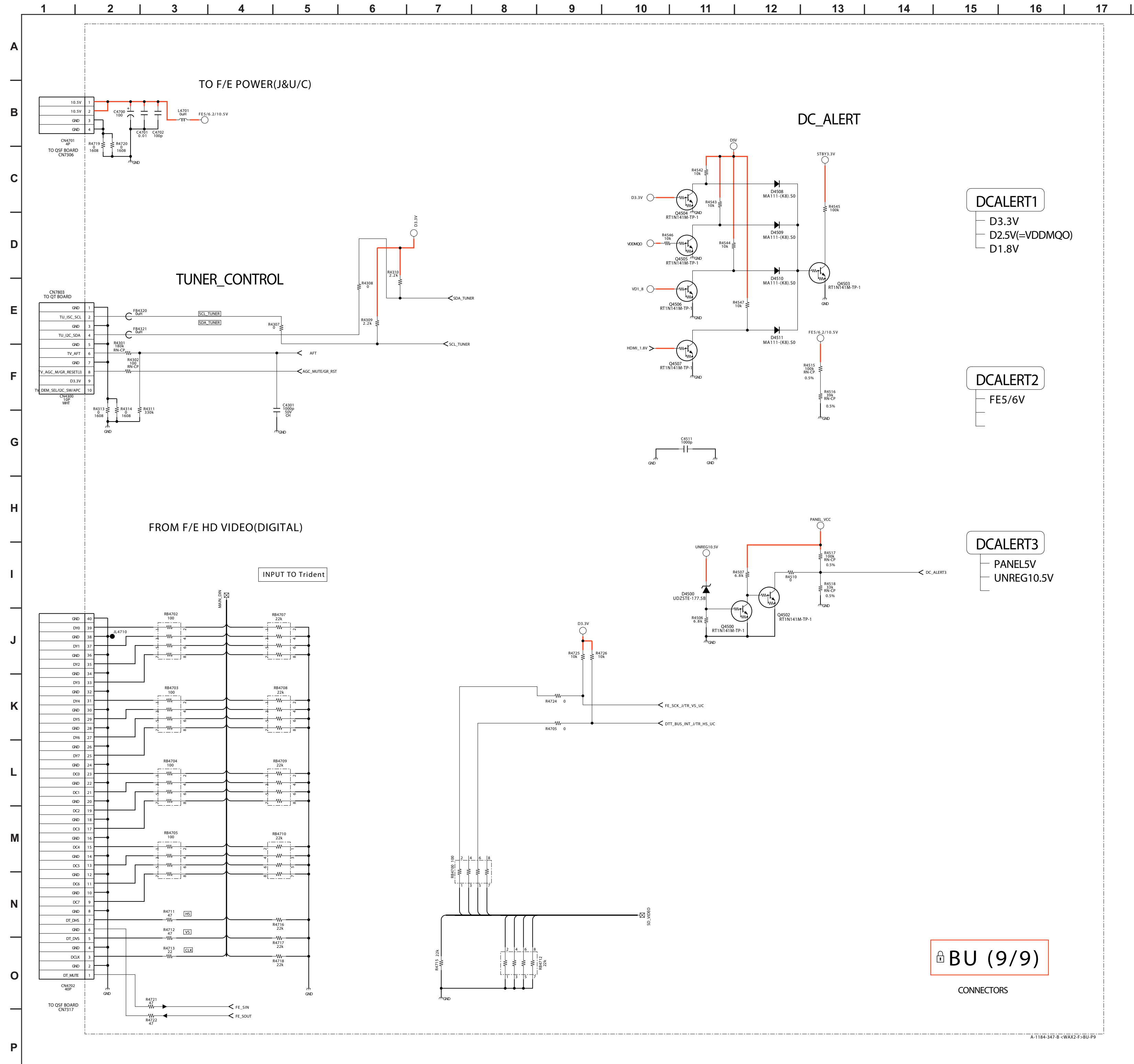
A-1184-347-B <WAX2-F>BU-P6

BU BOARD SCHEMATIC DIAGRAM (7 OF 9)






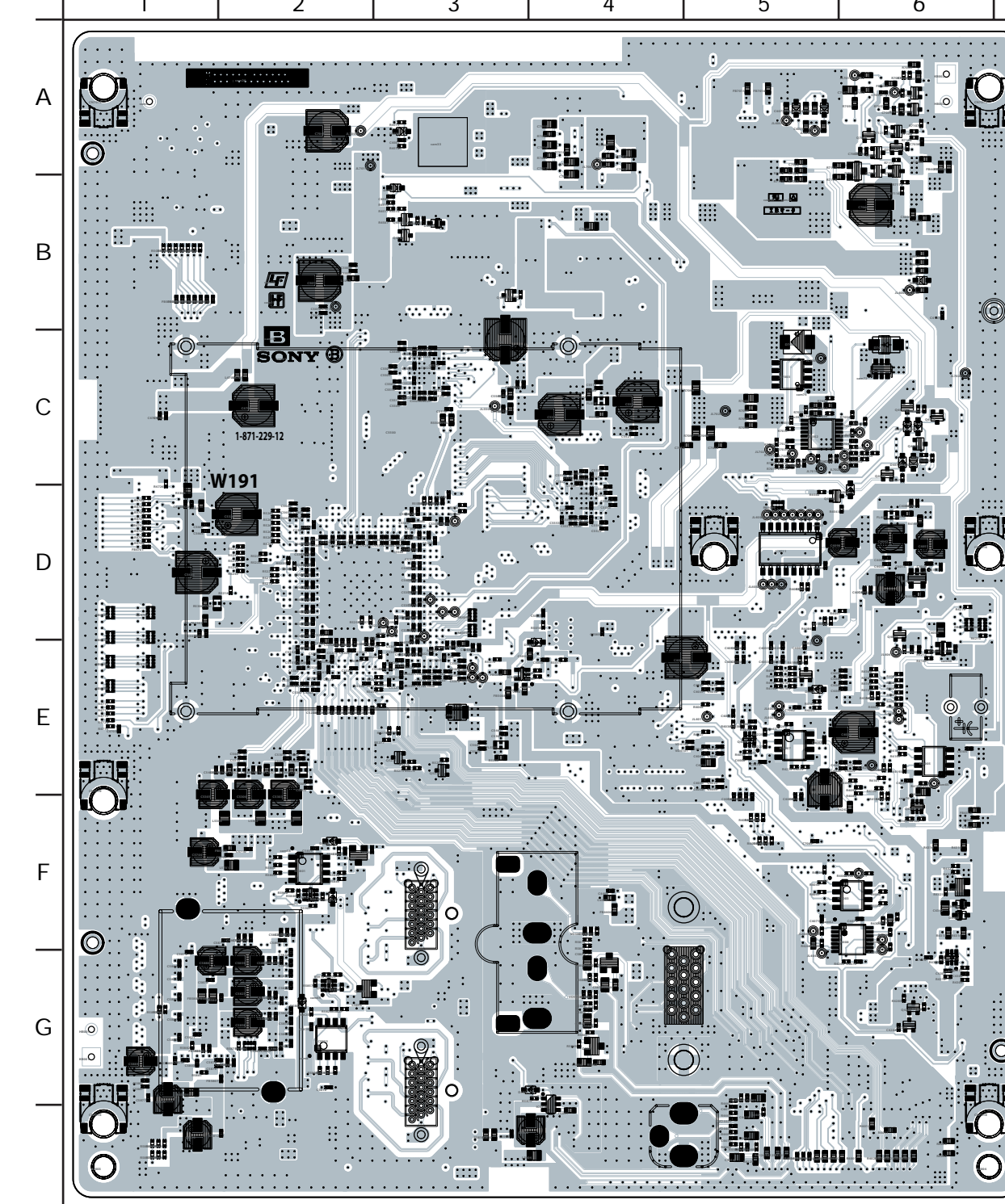
BU BOARD SCHEMATIC DIAGRAM (9 OF 9)



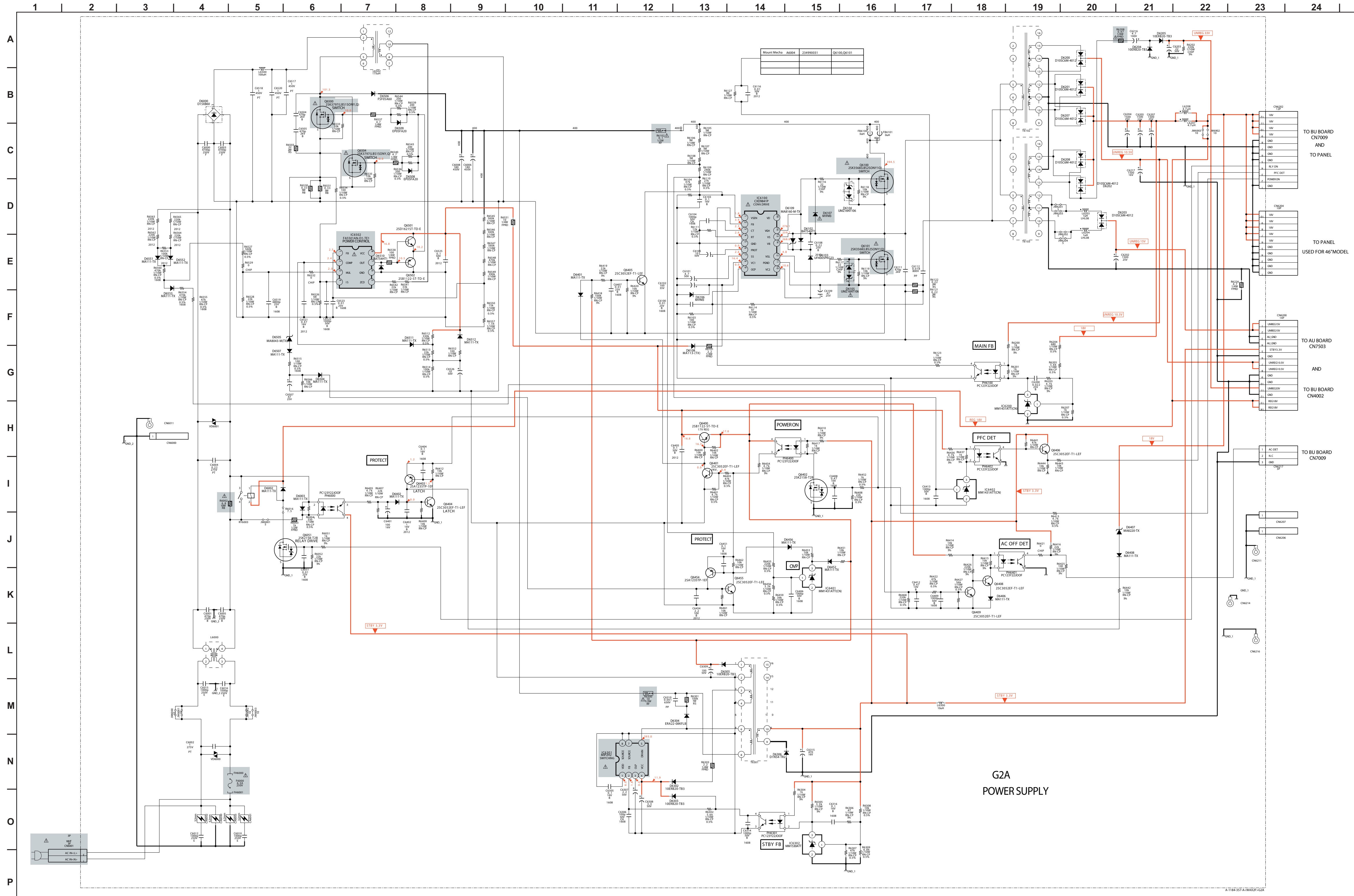
**BU** [MICRO, VIDEO PROCESSOR, DDR\_SDRAM, PC IN, HDMI, POWER REGS, CONNECTORS]  
**COMPONENT SIDE**



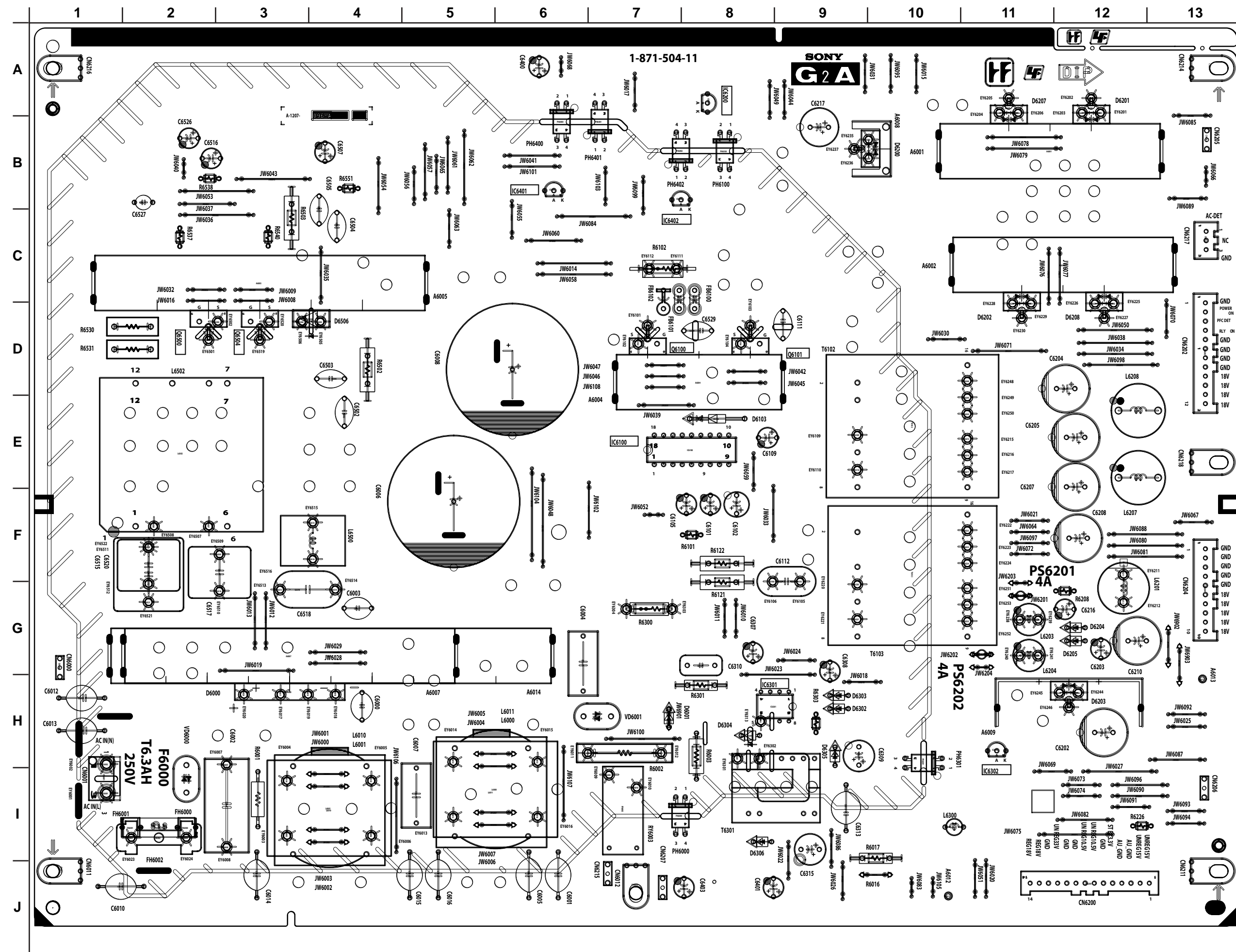
**BU** [MICRO, VIDEO PROCESSOR, DDR\_SDRAM, PC IN, HDMI, POWER REGS, CONNECTORS]  
**CONDUCTOR SIDE**



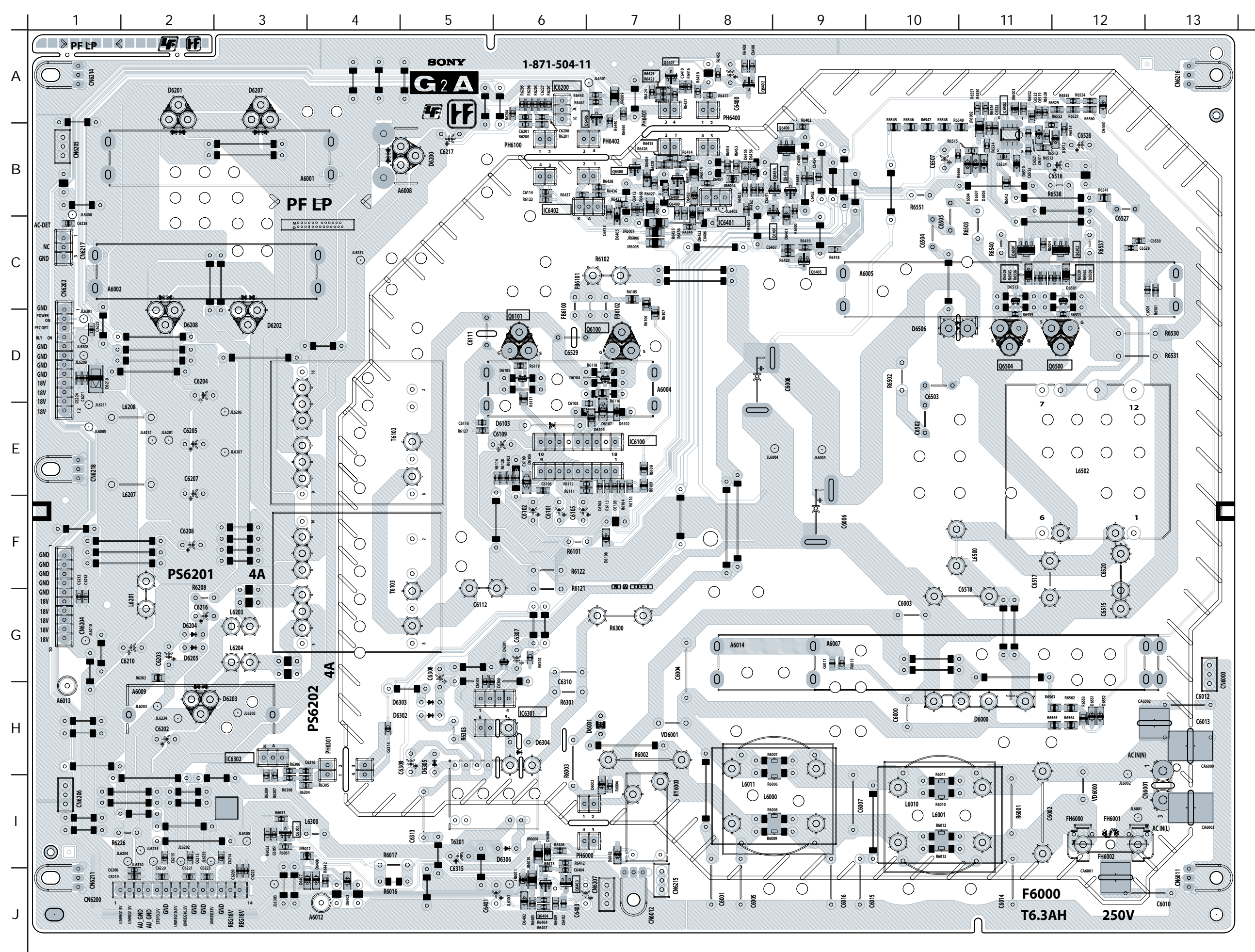
G2A BOARD SCHEMATIC DIAGRAM



**G2A** [POWER SUPPLY]  
COMPONENT SIDE

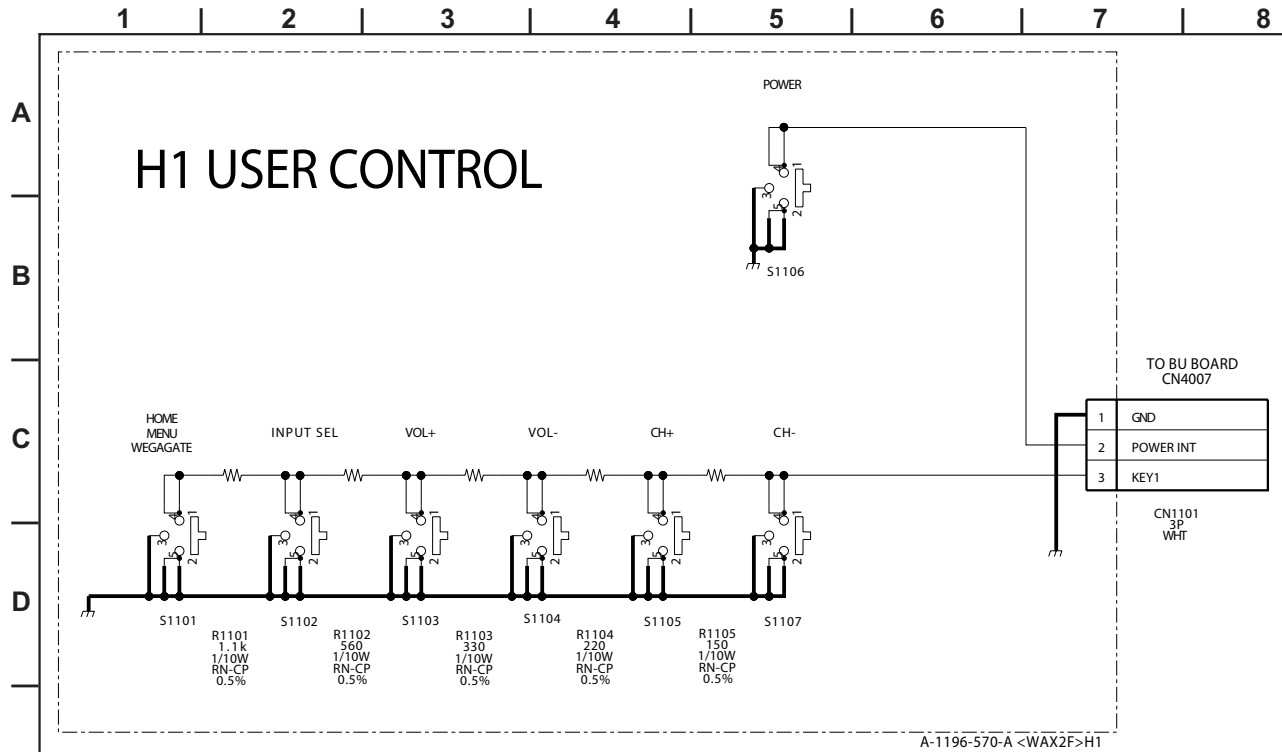


**G2A** [POWER SUPPLY]  
CONDUCTOR SIDE

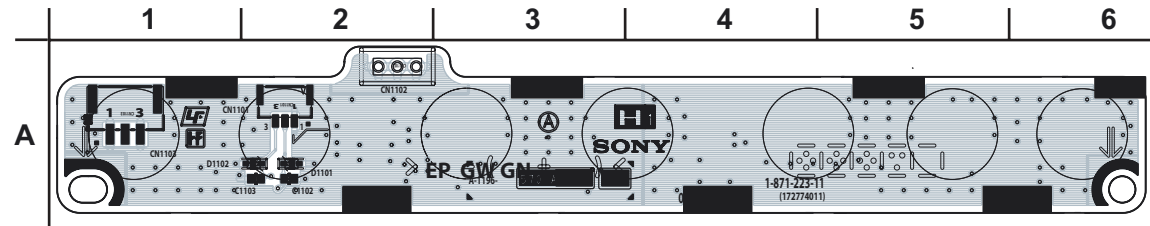




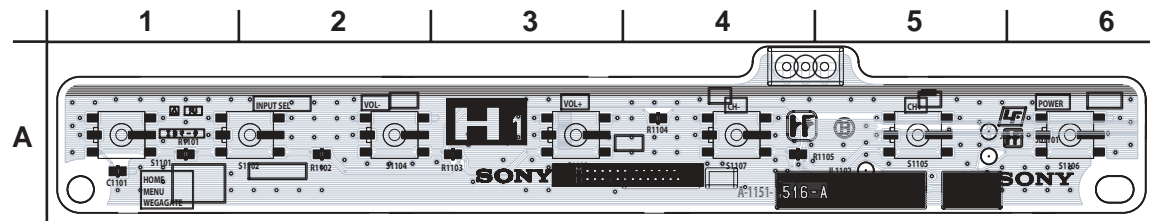
**H1U BOARD SCHEMATIC DIAGRAM** NOTE: THE SILK SCREEN ON THE BOARD MAY DISPLAY "H1" NOT "H1U"



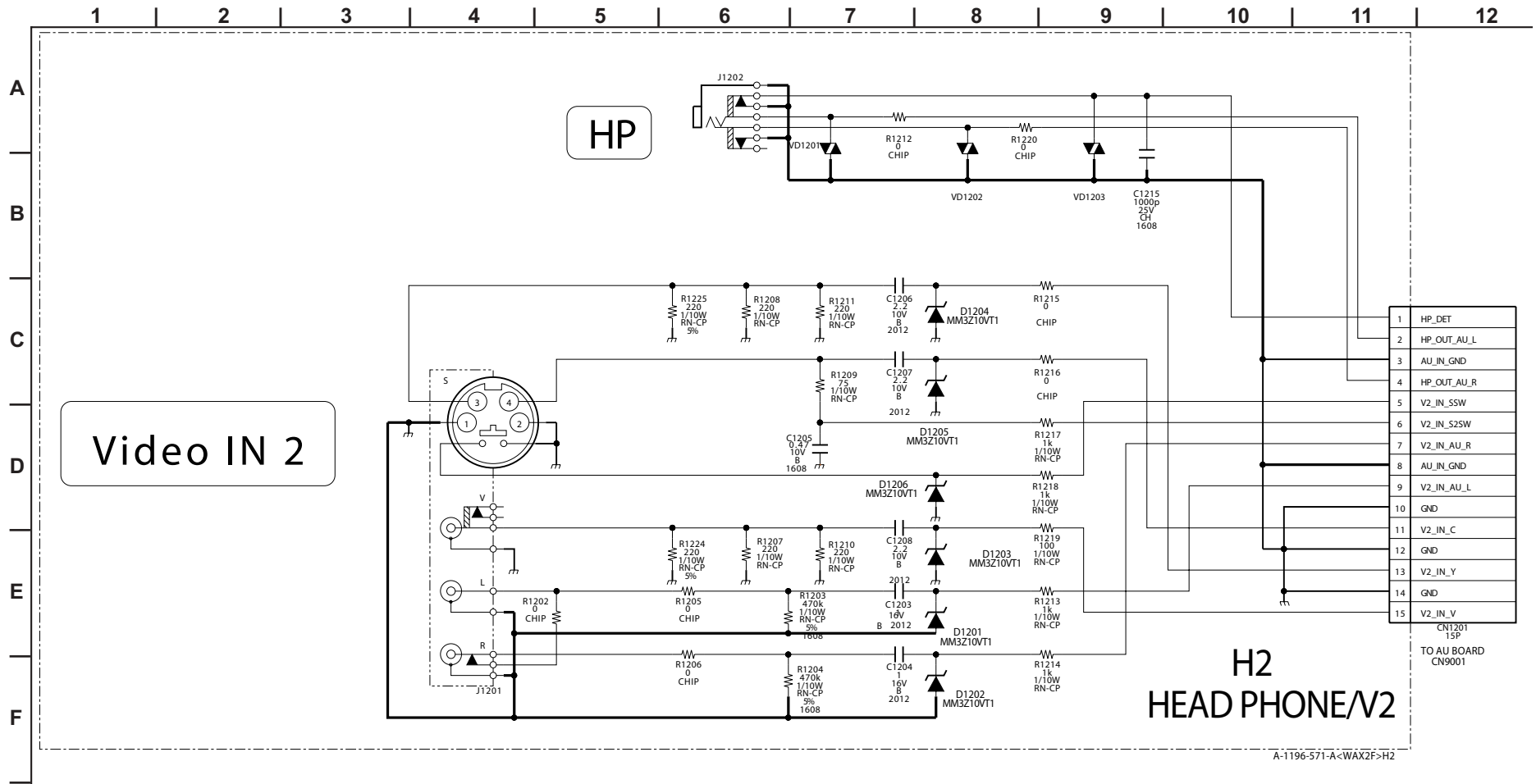
**H1U** [USER CONTROL] COMPONENT SIDE



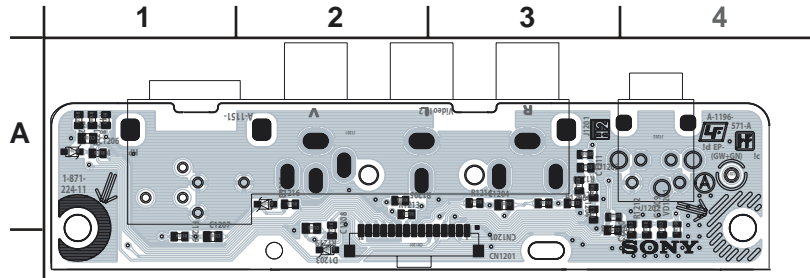
**H1U** [USER CONTROL] CONDUCTOR SIDE



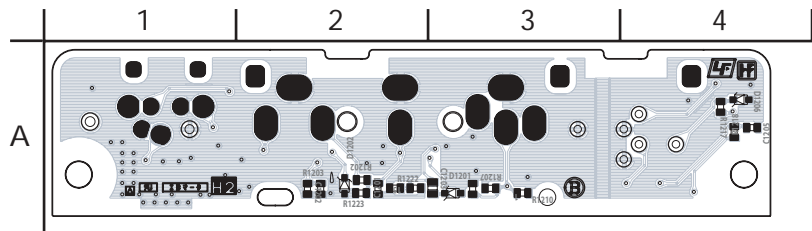
**H2U BOARD SCHEMATIC DIAGRAM** NOTE: THE SILK SCREEN ON THE BOARD MAY DISPLAY "H2" NOT "H2U"



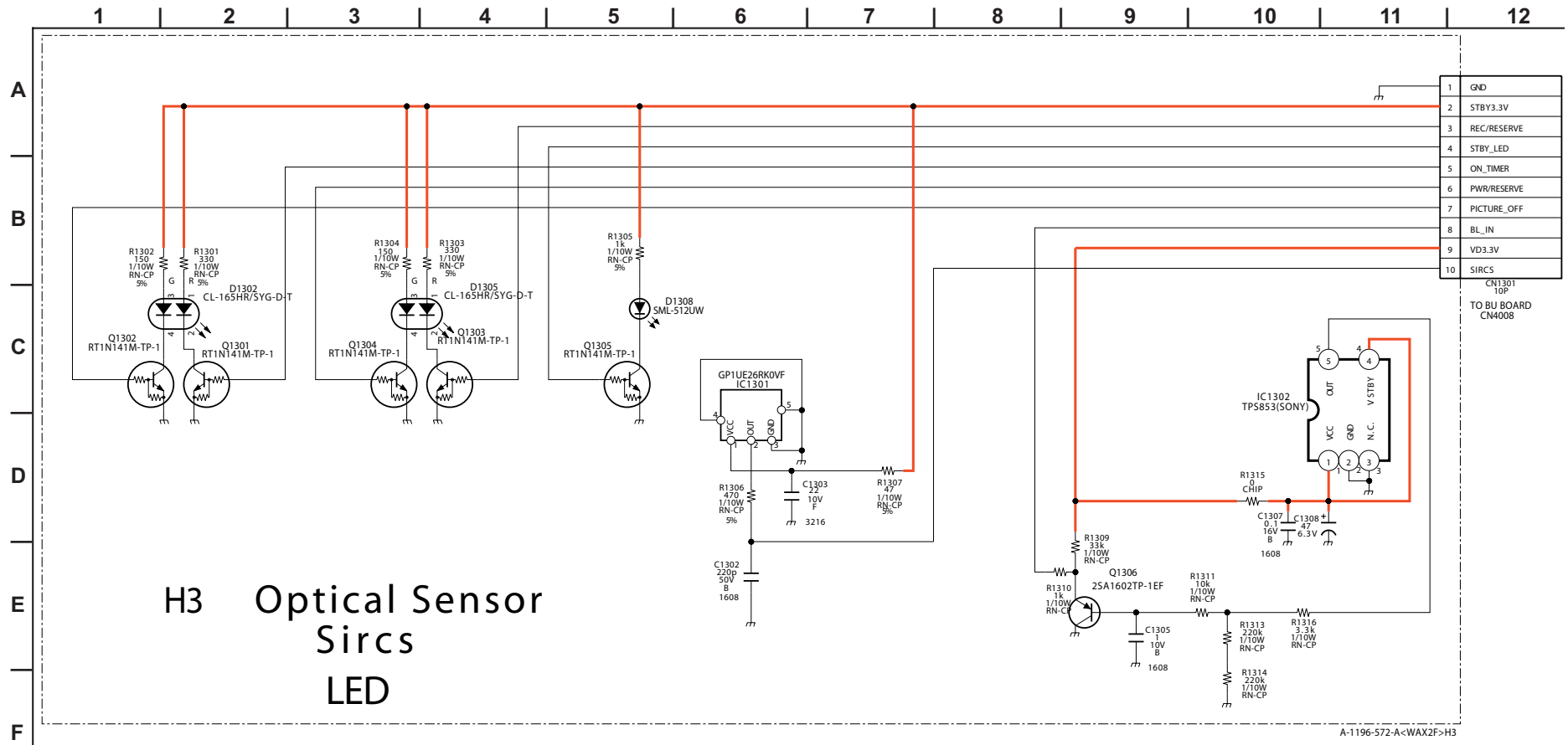
**H2U** [HEAD PHONE/V2]  
**COMPONENT SIDE**



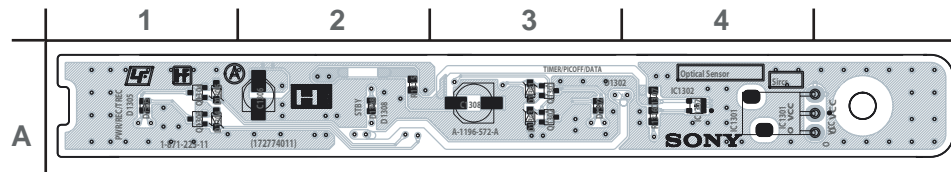
**H2U** [HEAD PHONE/V2]  
**CONDUCTOR SIDE**



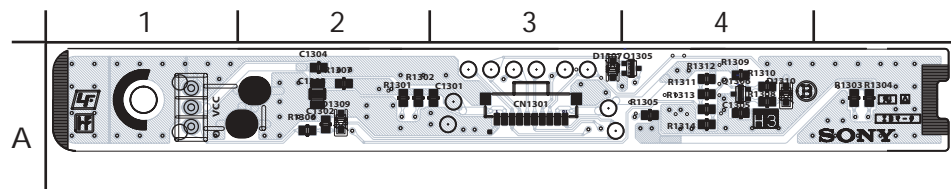
**H3U BOARD SCHEMATIC DIAGRAM** NOTE: THE SILK SCREEN ON THE BOARD MAY DISPLAY "H3" NOT "H3U"



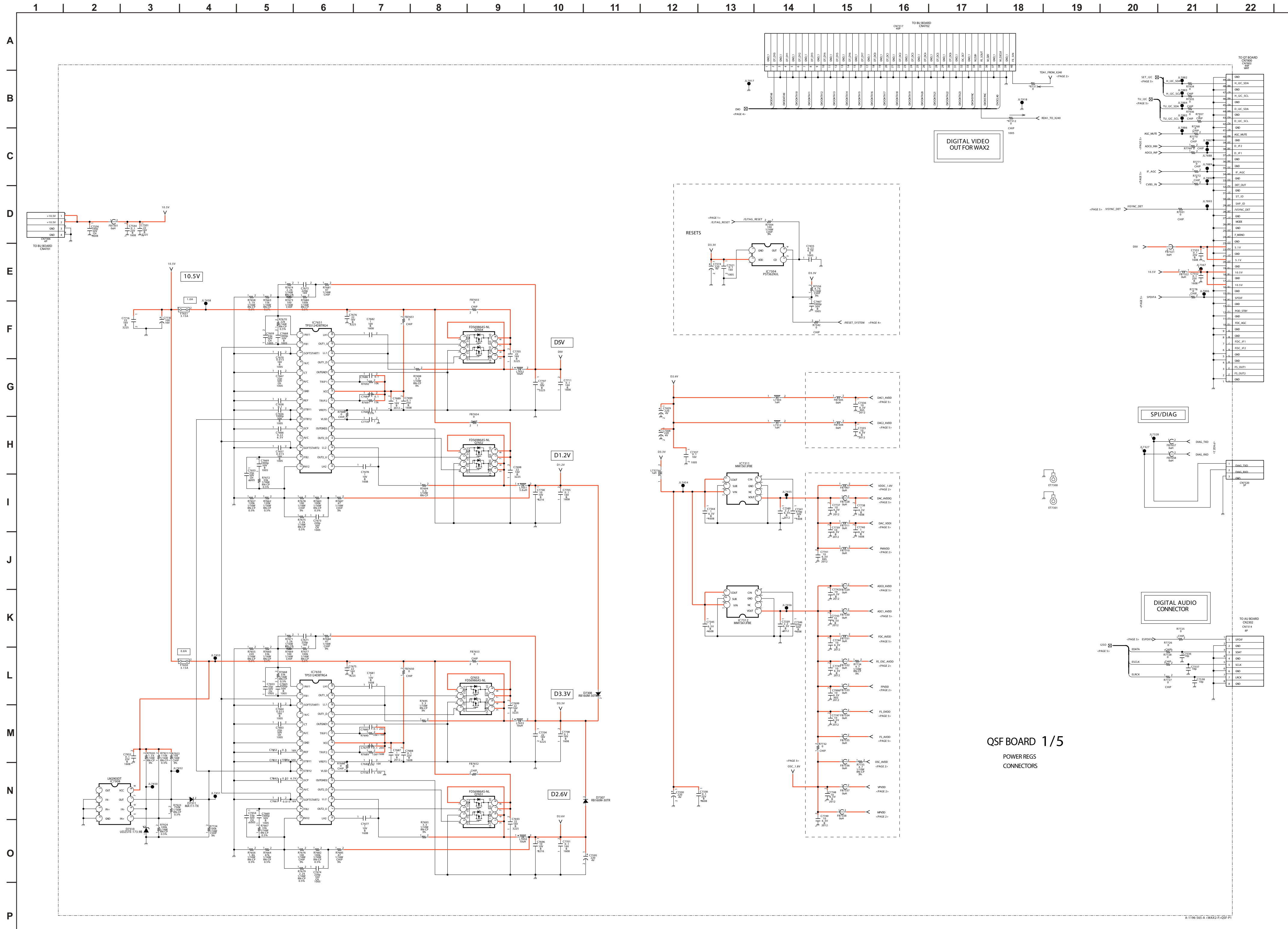
**H3U** [OPTICAL SENSOR, SIRCS, LED]  
**COMPONENT SIDE**



**H3U** [OPTICAL SENSOR, SIRCS, LED]  
**CONDUCTOR SIDE**

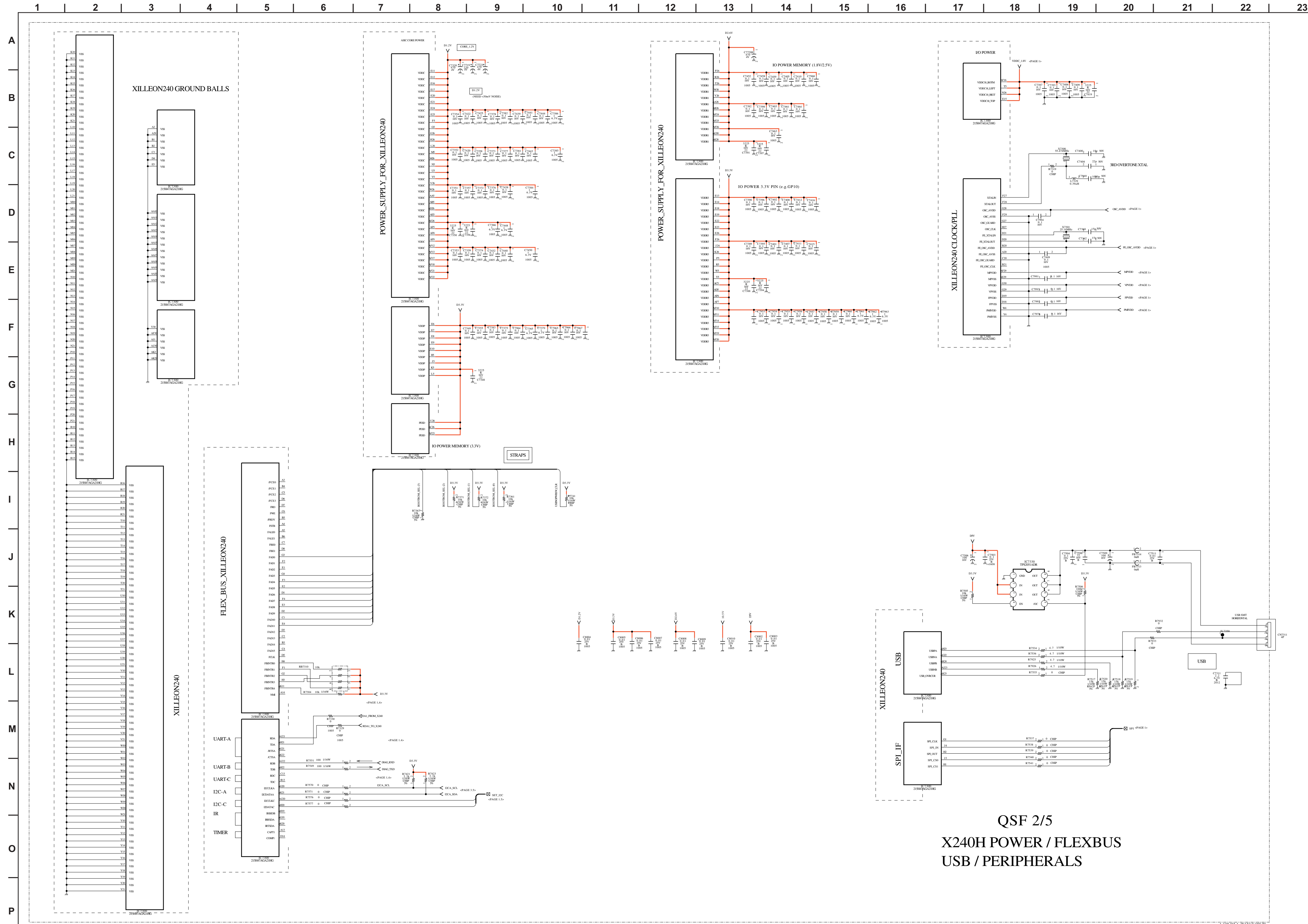


QSF BOARD SCHEMATIC DIAGRAM (1 OF 5) Due to the complexity of this board, performing component level field repairs is not recommended. If service is required, complete board replacement is the preferred repair method. Data is provided for reference only.



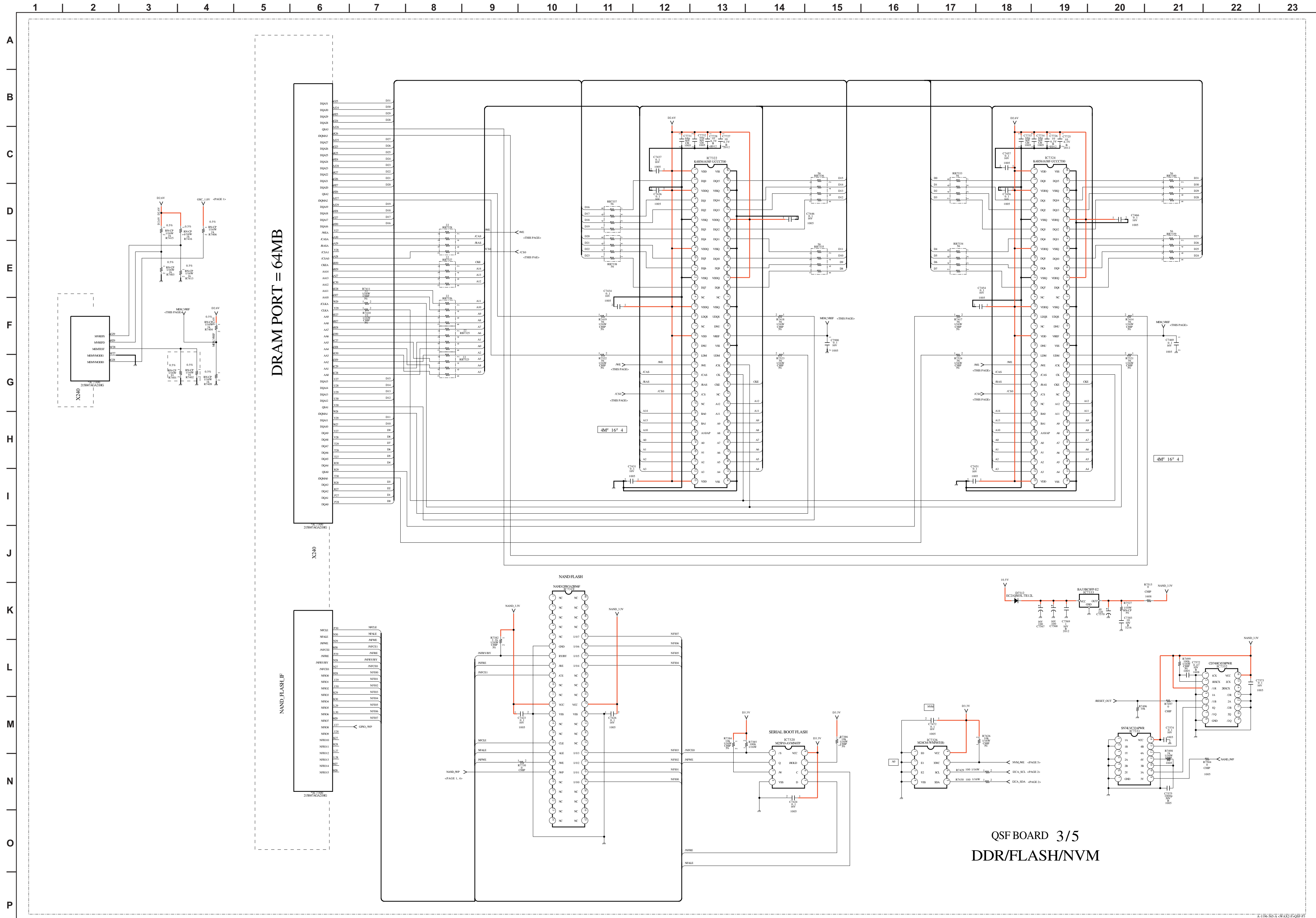
QSF BOARD 1/5  
POWER REGS  
CONNECTORS

QSF BOARD SCHEMATIC DIAGRAM (2 OF 5) Due to the complexity of this board, performing component level field repairs is not recommended. If service is required, complete board replacement is the preferred repair method. Data is provided for reference only.



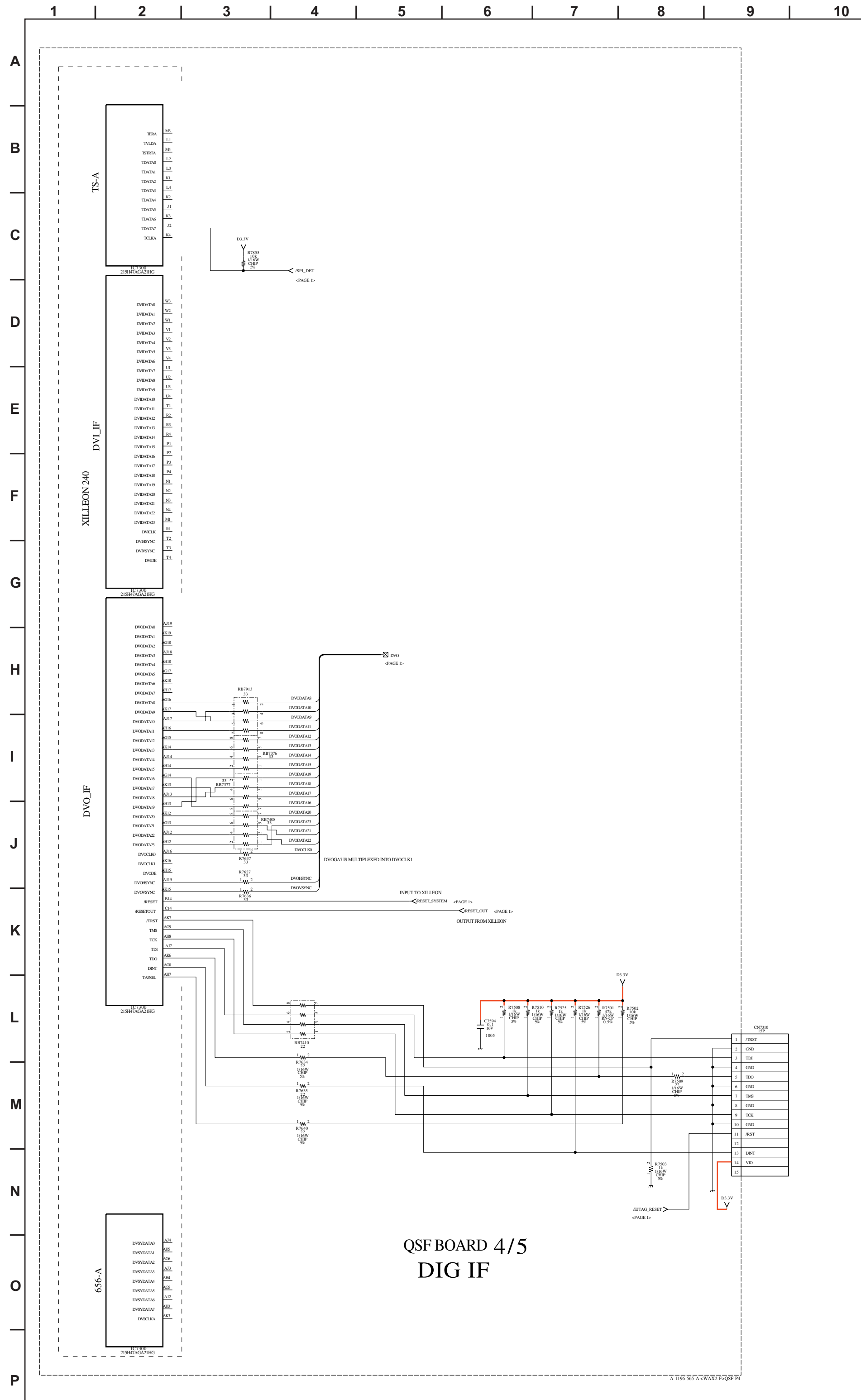
QSF 2/5  
X240H POWER / FLEXBUS  
USB / PERIPHERALS

QSF BOARD SCHEMATIC DIAGRAM (3 OF 5) Due to the complexity of this board, performing component level field repairs is not recommended. If service is required, complete board replacement is the preferred repair method. Data is provided for reference only.



QSF BOARD 3/5  
DDR/FLASH/NVM

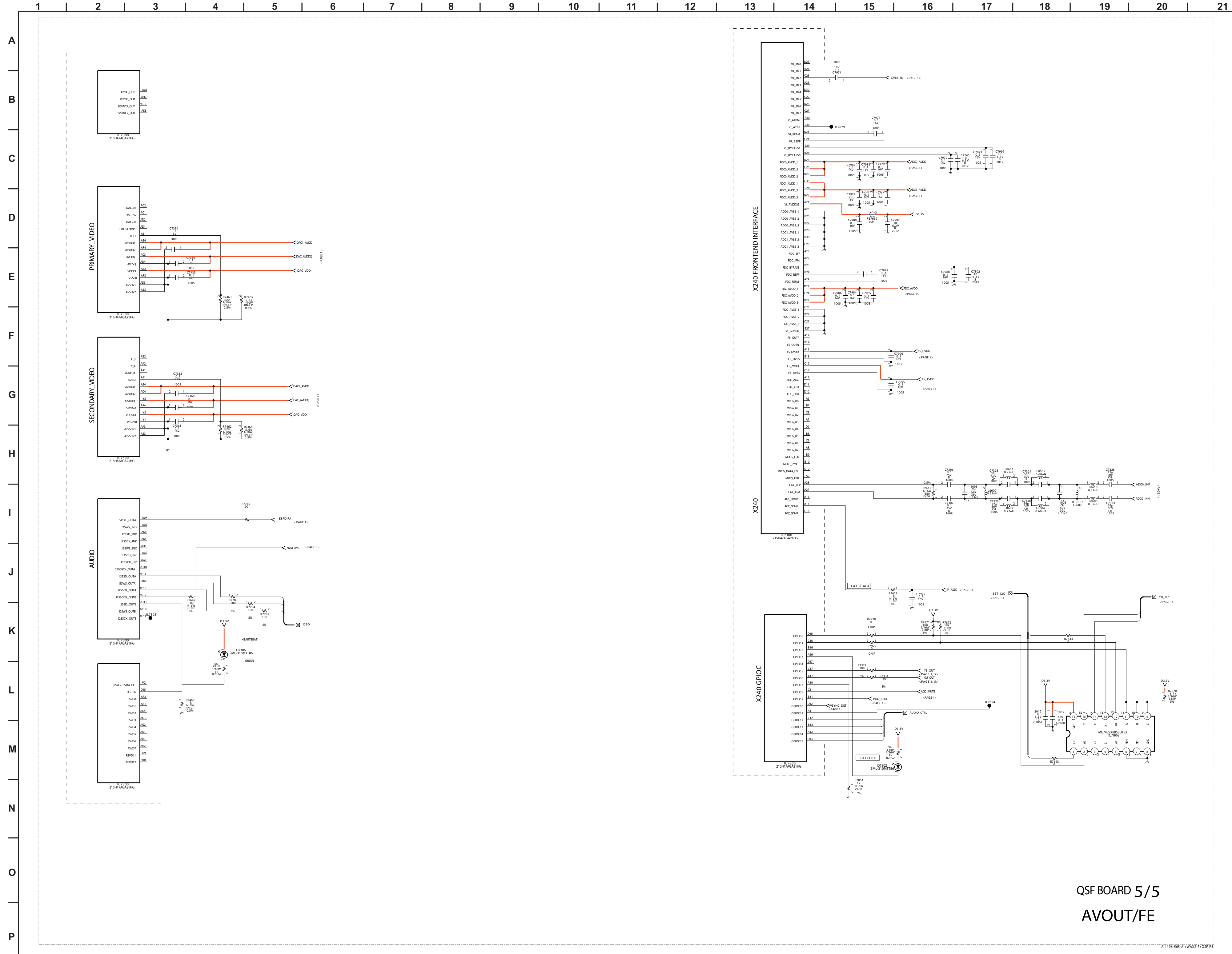
QSF BOARD SCHEMATIC DIAGRAM (4 OF 5) Due to the complexity of this board, performing component level field repairs is not recommended. If service is required, complete board replacement is the preferred repair method. Data is provided for reference only.



QSF BOARD 4/5  
DIG IF



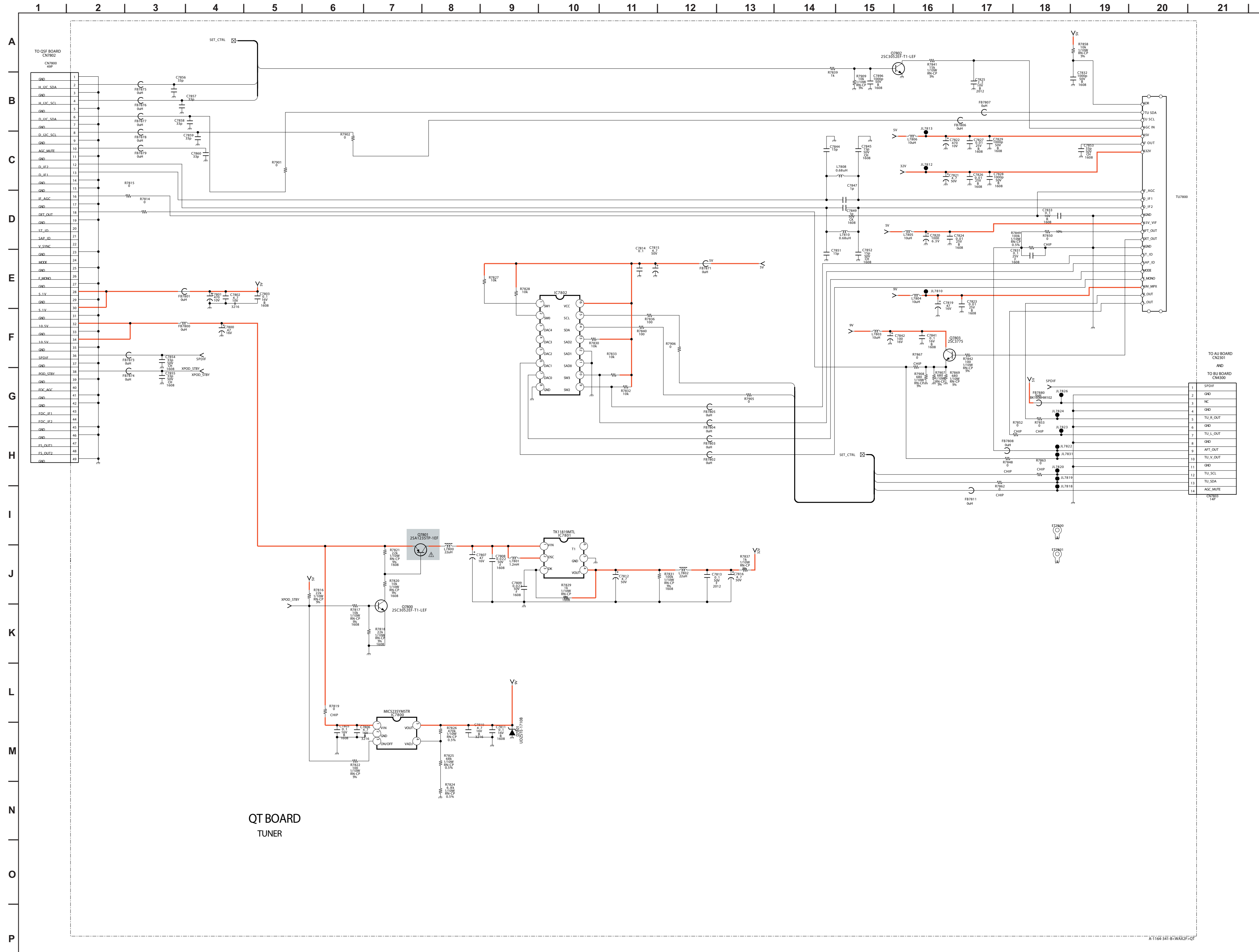
QSF BOARD SCHEMATIC DIAGRAM (5 OF 5) Due to the complexity of this board, performing component level field repairs is not recommended. If service is required, complete board replacement is the preferred repair method. Data is provided for reference only.



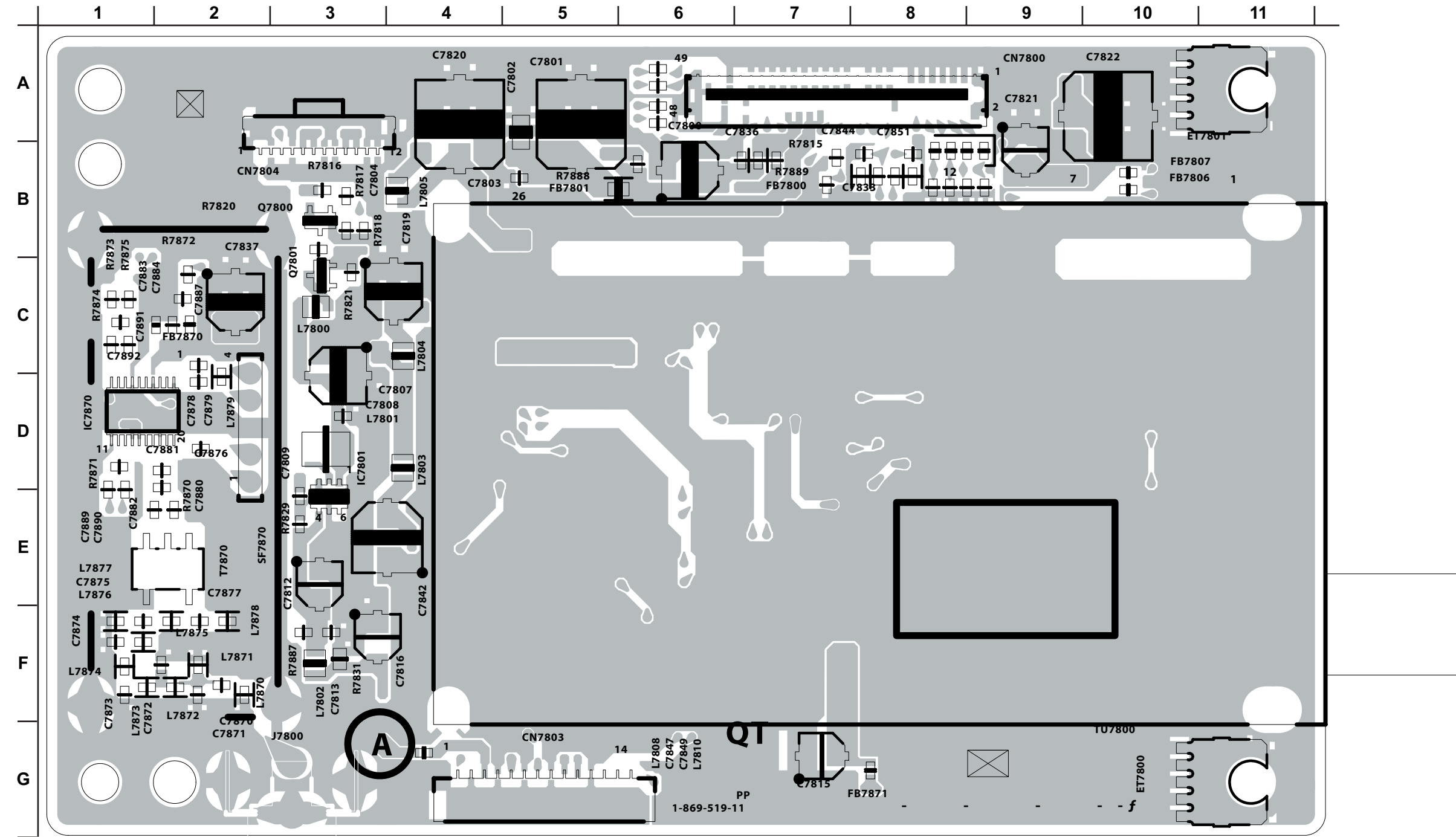
QSF BOARD 5/5  
AVOUT/FE



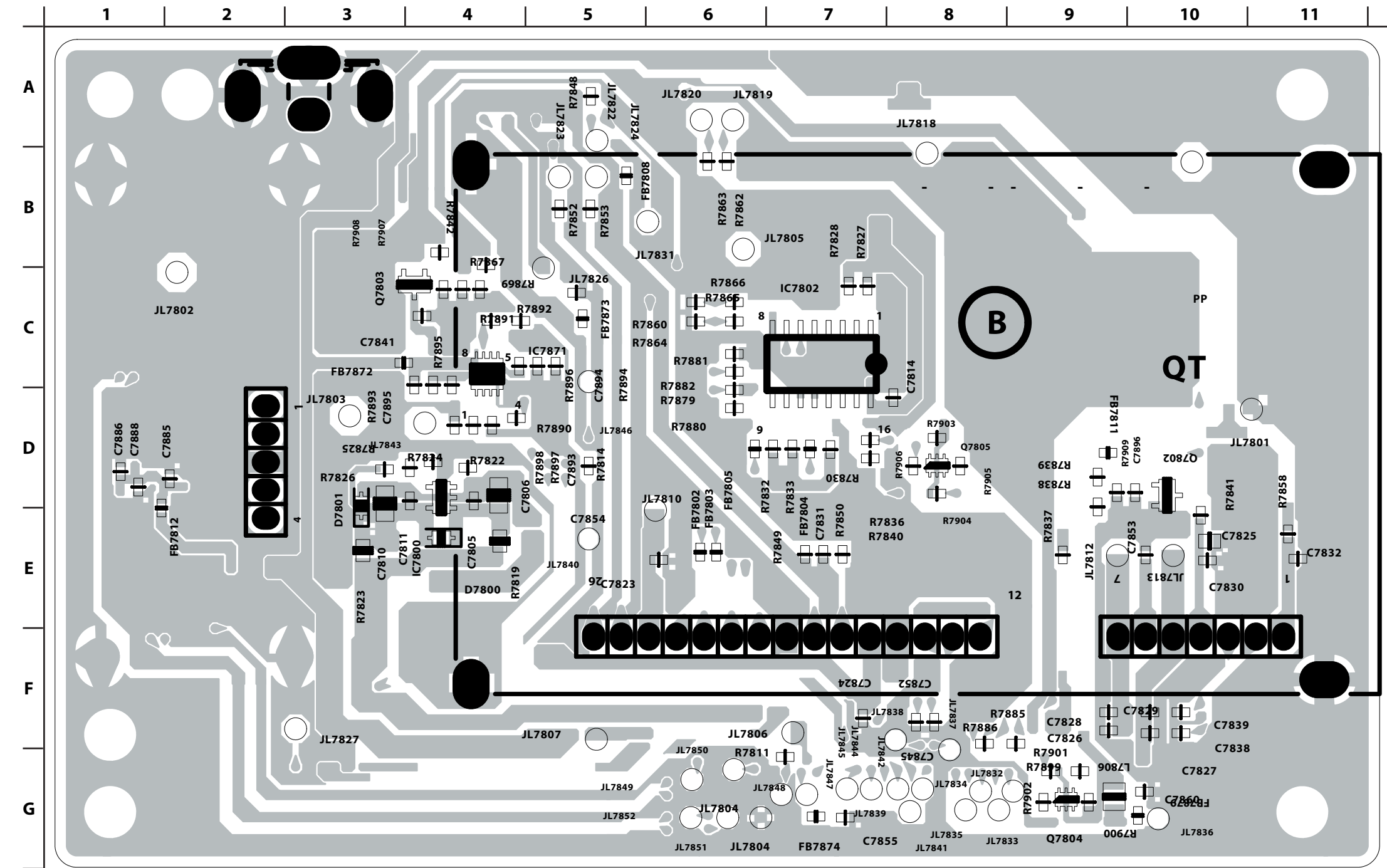
QT BOARD SCHEMATIC DIAGRAM Due to the complexity of this board, performing component level field repairs is not recommended. If service is required, complete board replacement is the preferred repair method. Data is provided for reference only.



**QT** [TUNER]  
COMPONENT SIDE



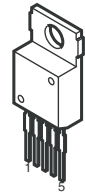
**QT** [TUNER]  
CONDUCTOR SIDE



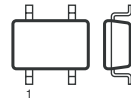
3-5. SEMICONDUCTORS

IC

BA00AST-V5

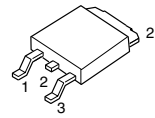


BA05FP-E2  
BA09FP-E2  
S-1111B33MC-NYSTFG  
S-80928CNMC-G8YT2G  
TC7SZ125FU(TE85R)

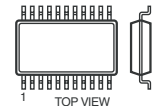


5Pin CHIP

BA18BC0FP-E2  
BA25BC0FP-E2

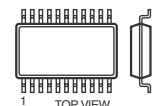


BR24L02F-WE2  
CS4335-KSZR  
FA5501N-TE1  
LM75CIMX-3  
M24128-BWMN6T(A)  
M24C02-WMN6T(B)  
NJM2521V(TE2)  
NJM3414AV(TE2)  
RC4558DR  
RC4558PWR



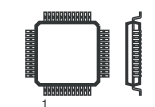
8Pin SOP

CD4052BNSR  
FMS6418AM16X



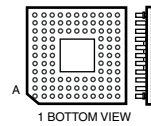
16Pin SOP

CXA2188Q-T4



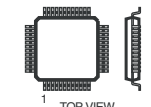
40Pin QFP

EM6A9320BI-5MG



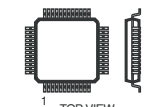
144Pin PGA

HD6433692A39FXV  
HD64F3694FXV-DA4  
TPA3004D2PHPR



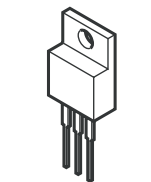
48Pin QFP

HD64F2378-12681-01

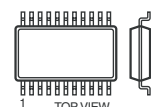


144Pin QFP

L88M05T-FA-TL

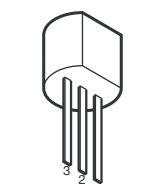


M52347FP-TE

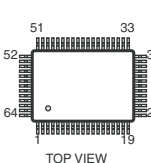


20Pin SOP

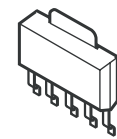
MM1431ATT



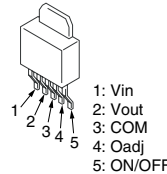
NJW1149AFH1



PQ1CY1032ZP




PQ1CZ41H2ZPH




1: Vin  
2: Vout  
3: COM  
4: Oadj  
5: ON/OFF

RV5C387A-E2-FB




SIH9993CTG100



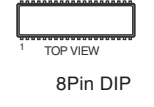
100Pin QFP

SN74LV132APWR  
SN74LVC14APWR



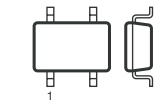
14Pin SOP

STR-A6169



8Pin DIP

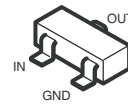
TK11819MTL



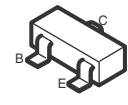
6Pin CHIP

TRANSISTOR

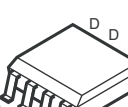
DTC114EU  
DTC114EUAFT106



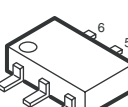
DTC114EUA-T106  
DTC115EUA-T106  
DTC144WKA-T146  
DTC314TK-T-146  
DTC323TK  
DTC323TKT146  
MUN2211T1  
MUN2212T1  
MUN5213T1  
PDTC114EK-115  
UN2211  
2PA1576R-115  
2PC4081R-115  
2PD601AR-115  
2SA1037AK-T146-QR  
2SA1037AK-T146-R  
2SA1576A-T106-QR  
2SA1774R  
2SA1774TL-QR  
2SC1623-L5L6  
2SC2412K-T-146-QR  
2SC4081-R  
2SC4081T106R  
2SC4617R  
2SC4617TL-QR  
2SD2114K  
2SD601A-Q-TX



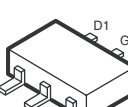
FDS6690A



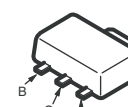
HN1B01FU-TE85R



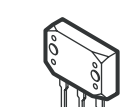
SSM6N15FU(TE85R)



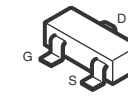
2SB1122-S  
2SB1122-ST-TD-E  
2SD1621-ST  
2SD1621ST-TD-E



2SD2114KT146




2SK2158-T2B



DIODE

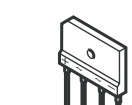
BAS316-115  
EP05FA20  
MM3Z10VT1  
MM3Z11VT1  
MM3Z13VT1  
MM3Z18VST1  
MM3Z22VT1  
MM3Z2V4T1  
MM3Z5V6ST1  
MM3Z6V2ST1  
MM3Z6V8ST1  
MM3Z8V2ST1



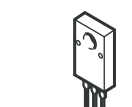
BAT54HT1  
DTZ10B  
HZU5.6GTRF  
MA113-(TX)  
MMDL914T1  
RD5.6SB-T1  
UDZ-TE-17-18B  
UDZ-TE-17-6.2B  
UDZ-TE-17-6.8B



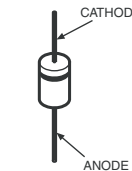
D10SBS4  
D10SBS4F  
D2SB60A-F04  
D4SB60L



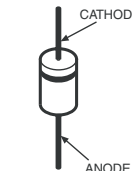
D10SC6M



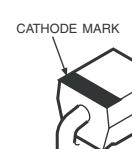
D1NL40-TA2  
D1NL40-TR2  
ERA22-08



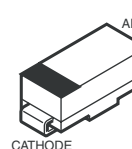
D1NS6  
D1NS6-TR  
ERA22-06AVRBT  
UF4005PKG23  
10ERB20-TB3  
1N5404TU



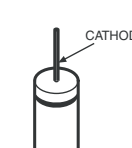
EC10QS-04  
EC10QS04-TE12L5



EC21QS03L-TE12L  
P6SMBJ30A-5  
PTZ-TE25-3.9B



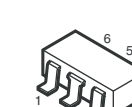
ERA22-08KFLB



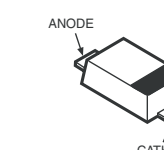
FSF05A60



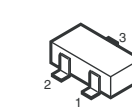
HN1D03FU-TE85L  
HN1D03FU-TE85R




M1FM3



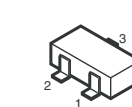
MA132WK  
MA132WK-TX  
MA151WK-TX  
1SS184



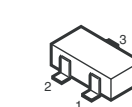
UDZSTE-1710B



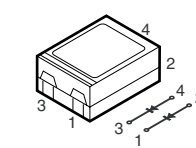
UMZ16NT106



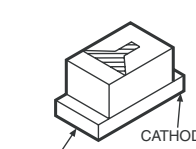
1PS302



SML-020MVT-T86



SML-310LTT86





## SECTION 4: EXPLODED VIEWS


Components not identified by a part number or description are not stocked because they are seldom required for routine service.

The component parts of an assembly are indicated by the reference numbers in the far right column of the parts list and within the dotted lines of the diagram.

\* Items marked with an asterisk are not stocked since they are seldom required for routine service. Expect some delay when ordering these components.

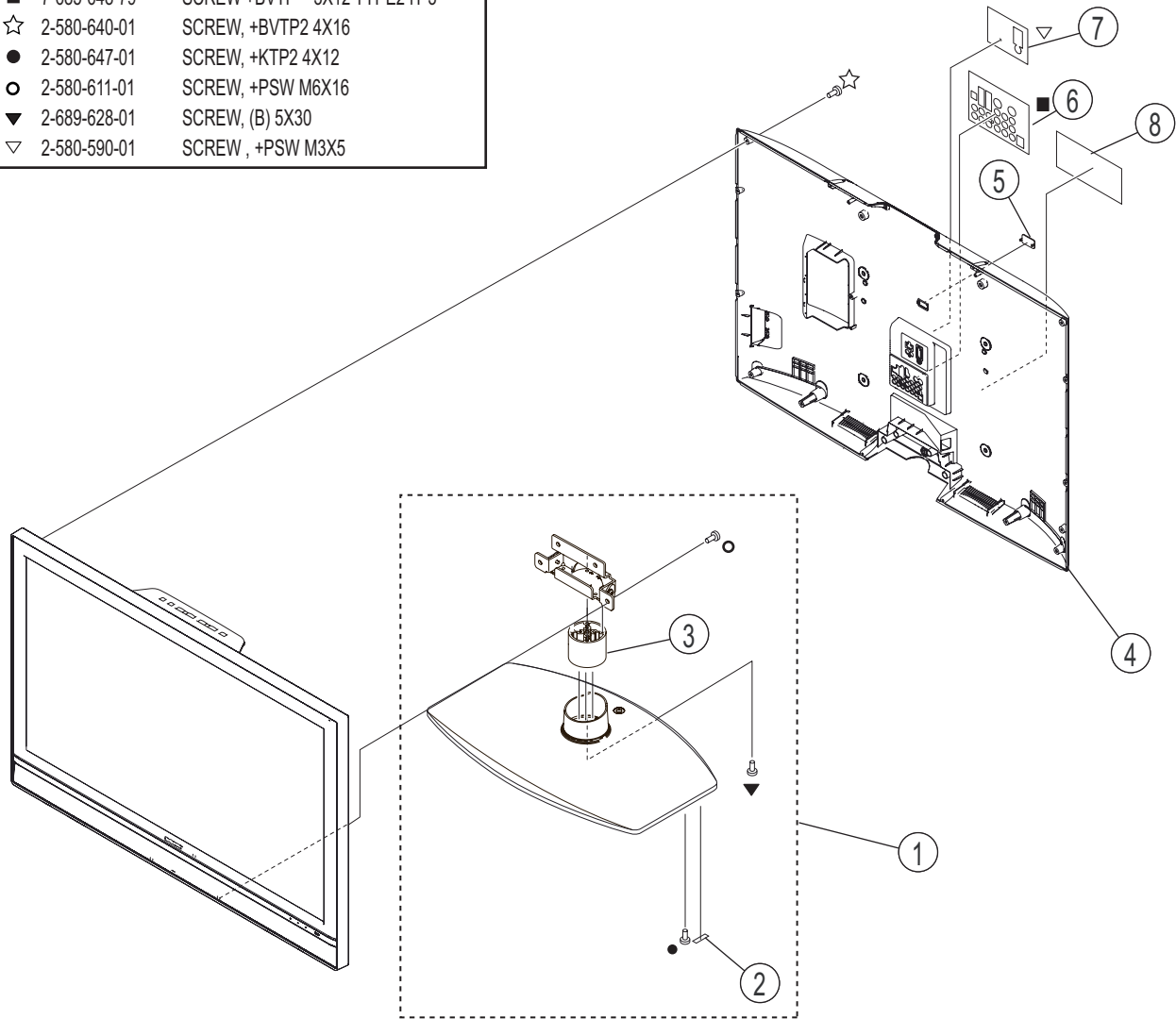
NOTE: The components identified by shading and  mark are critical for safety. Replace only with part number specified.

NOTE: Les composants identifiés par un triangle et une marque  sont critiques pour la sécurité. Ne les remplacer que par une pièce portant le numéro spécifié.


NOTE: The components identified by the  mark contain confidential information. Strictly follow the instructions whenever the components are repaired and/or replaced.


### 4-1. REAR CABINET AND STAND ASSEMBLY


■	7-685-648-79	SCREW +BVTP 3X12 TYPE2 IT-3
☆	2-580-640-01	SCREW, +BVTP2 4X16
●	2-580-647-01	SCREW, +KTP2 4X12
○	2-580-611-01	SCREW, +PSW M6X16
▼	2-689-628-01	SCREW, (B) 5X30
▽	2-580-590-01	SCREW, +PSW M3X5



REF. NO.	PART NO.	DESCRIPTION	[ASSEMBLY INCLUDES]	REF. NO.	PART NO.	DESCRIPTION	[ASSEMBLY INCLUDES]
1	A-1205-240-A	STAND ASSY (ML) (KDL-40V2500 ONLY)	[2-3]	5	2-664-636-01	COVER, ECS	
1	A-1214-954-A	STAND ASSY (L) (KDL-46V2500/46V25L1 ONLY)	[2-3]	6	2-890-854-01	LABEL, TERMINAL REAR	
2	2-886-221-01	FOOT		7	2-890-855-01	LABEL, HDMI	
* 3	2-687-400-01	NECK (L)		* 8	2-689-075-11	LABEL, INFORMATION (KDL-40V2500 ONLY)	
4	X-2148-132-1	COVER, REAR ASSY (40) (KDL-40V2500 ONLY)		* 8	2-689-075-01	LABEL, INFORMATION (KDL-46V2500 ONLY)	
4	X-2148-133-1	COVER, REAR ASSY (46) (KDL-46V2500/46V25L1 ONLY)		* 8	2-894-182-01	LABEL, INFORMATION (KDL-46V25L1 ONLY)	

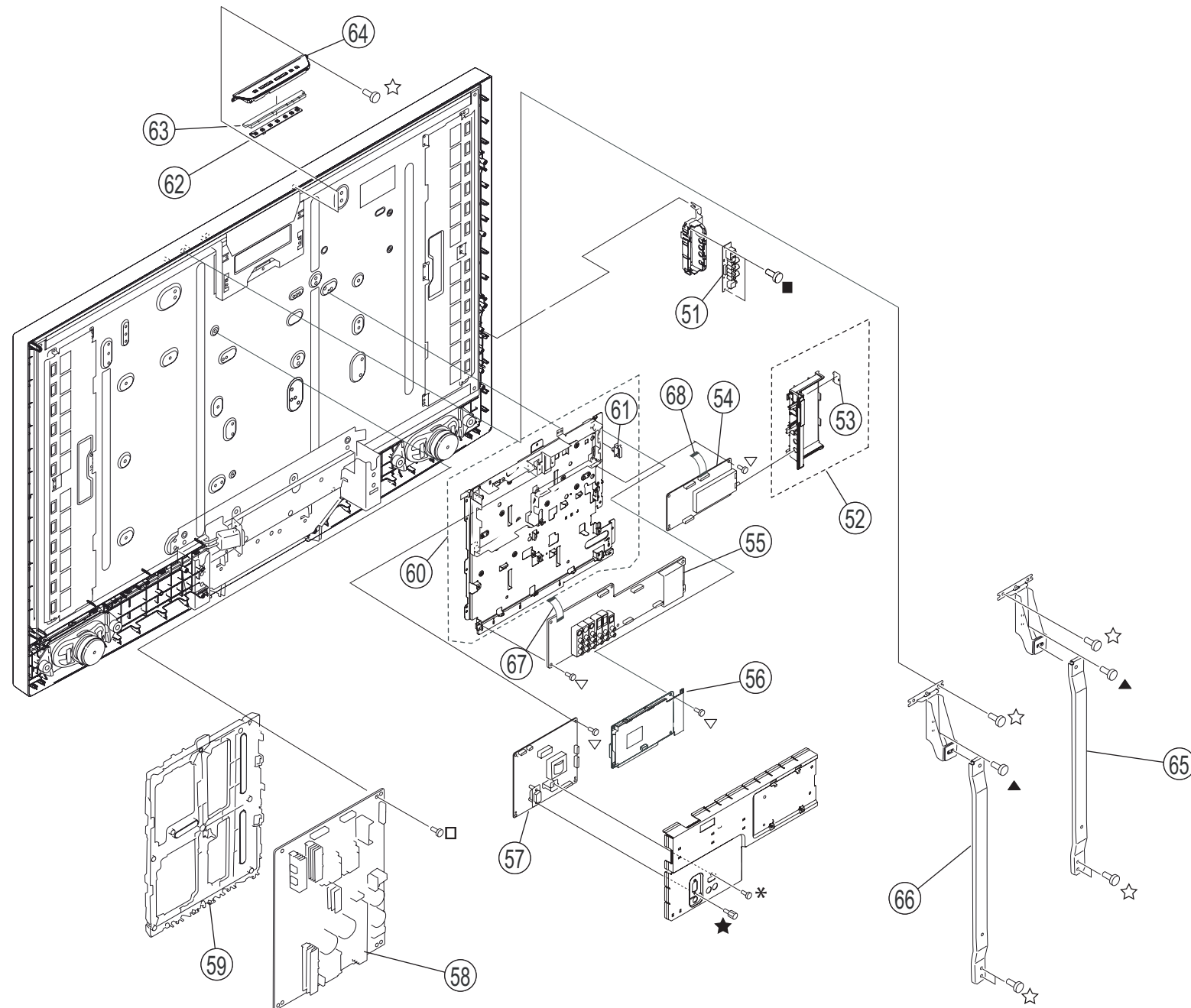
NOTE: The components identified by shading and  mark are critical for safety. Replace only with part number specified.



NOTE: Les composants identifiés par un trame et une  sont critiques pour la sécurité. Ne les remplacer que par une pièce portant le numéro spécifié.


NOTE: The components identified by the  mark contain confidential information. Strictly follow the instructions whenever the components are repaired and/or replaced.


## 4-2. CHASSIS


- 7-685-648-79 SCREW +BVTP 3X12 TYPE2 IT-3
- 2-674-965-31 SCREW, +PSW 3SG
- ★ 4-635-966-01 SCREW (HEX)
- ☆ 2-580-640-01 SCREW, +BVTP2 4X16
- ▽ 2-580-629-01 SCREW, +BVST 3X8
- \* 2-580-590-01 SCREW, +PSW M3X5
- ▲ 2-580-606-01 SCREW, +PSW M5X8



REF. NO.	PART NO.	DESCRIPTION	[ASSEMBLY INCLUDES]	REF. NO.	PART NO.	DESCRIPTION	[ASSEMBLY INCLUDES]
51	A-1196-571-A	H2U BOARD, MOUNTED		60	X-2149-117-2	BRACKET, CHAS ASSY (A)	[61]
52	X-2149-053-3	SIDE, TERMINAL (A) ASSY (KDL-40V2500/46V2500 ONLY)		61	2-650-770-21	SLIDE, CLAMP	
52	X-2176-201-1	TERMINAL (A) ASSY, SIDE (KDL-46V25L1 ONLY)		62	A-1196-570-A	H1U BOARD, MOUNTED	
53	2-697-510-03	COVER, MS/USB		63	2-663-977-01	BUTTON, MULTI (KDL-40V2500/46V2500 ONLY)	
54	A-1164-341-B	QT BOARD, COMPLETE		63	2-890-850-01	BUTTON, MULTI (KDL-46V25L1 ONLY)	
Due to the complexity of this board, performing component level field repairs is not recommended. If service is required, complete board replacement is the preferred repair method. (If the tuner needs to be replaced, the complete QT Board must be ordered. It cannot be ordered separately.)				64	2-663-978-02	COVER, BUTTON (KDL-40V2500/46V2500 ONLY)	
55	A-1184-344-A	AU BOARD, MOUNTED		64	2-890-851-01	COVER, BUTTON (KDL-46V25L1 ONLY)	
56	A-1219-286-A	QSF BOARD, MOUNTED (SERVICE)		65	X-2109-058-3	VESA BRACKET (40) L ASSY (KDL-40V2500 ONLY)	
Due to the complexity of this board, performing component level field repairs is not recommended. If service is required, complete board replacement is the preferred repair method.				65	X-2109-250-5	ARM, VESA (46) L ASSY (KDL-46V2500/46V25L1 ONLY)	
	57	A-1196-624-A	BU BOARD, MOUNTED (SERVICE) (KDL-40V2500 ONLY)	66	X-2109-059-3	VESA BRACKET (40) R ASSY (KDL-40V2500 ONLY)	
	57	A-1196-664-A	BU BOARD, MOUNTED (SERVICE) (KDL-46V2500/46V25L1 ONLY)	66	X-2109-251-5	ARM, VESA (46) R ASSY (KDL-46V2500/46V25L1 ONLY)	
*	58	A-1184-357-B	G2A BOARD, MOUNTED	67	1-910-024-82	FFC CONNECTOR ASSY (1) 49P	
	59	2-664-617-01	BRACKET, G2 (KDL-40V2500/46V2500 ONLY)	68	1-910-024-84	FFC CONNECTOR ASSY 40P	

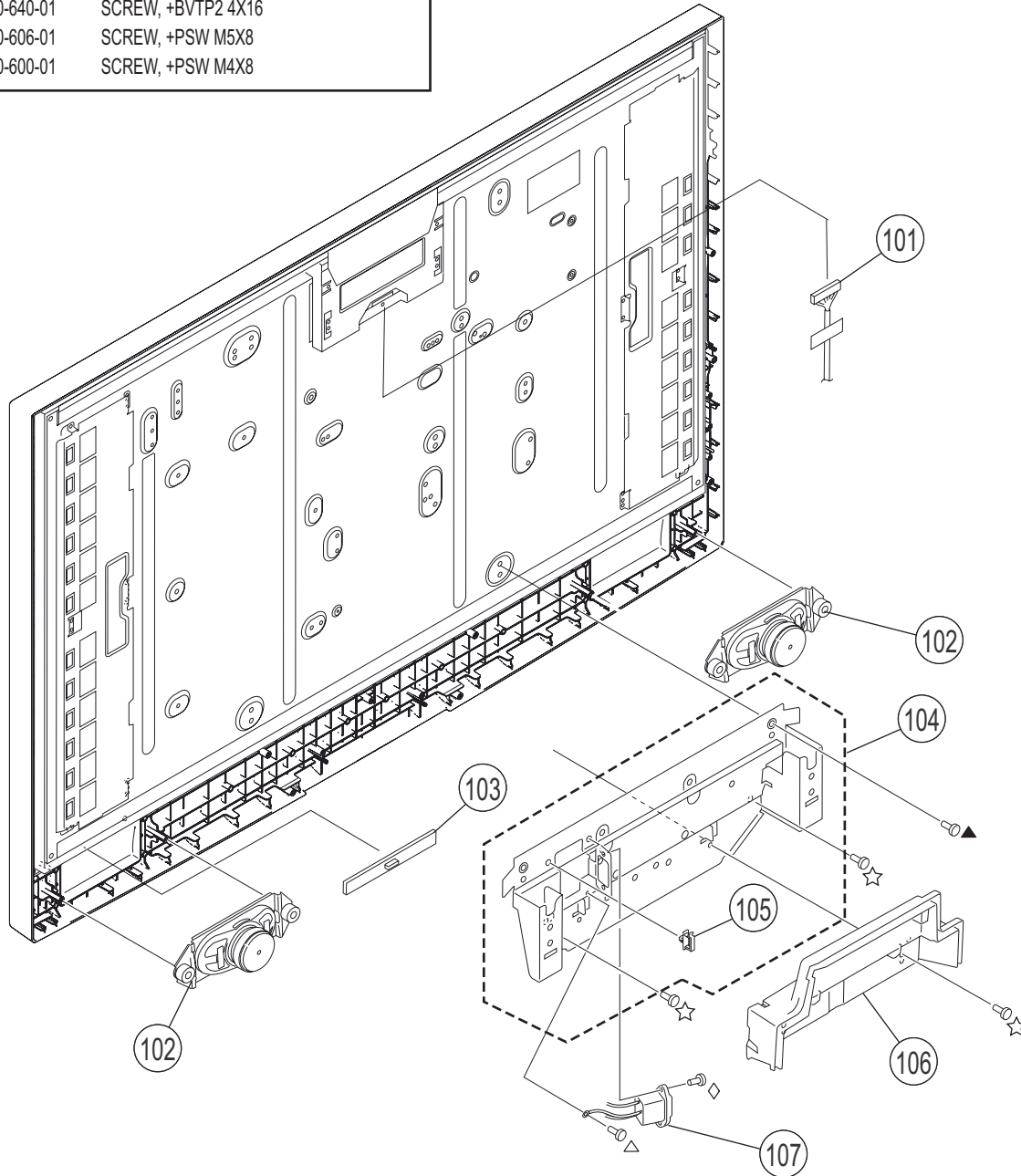
NOTE: The components identified by shading and  mark are critical for safety. Replace only with part number specified.


NOTE: Les composants identifiés par un triangle et une marque  sont critiques pour la sécurité. Ne les remplacer que par une pièce portant le numéro spécifique.

NOTE: The components identified by the  mark contain confidential information. Strictly follow the instructions whenever the components are repaired and/or replaced.


### 4-3. SPEAKERS


◇	2-596-649-01	+KTT 3X10 (S TYPE)
☆	2-580-640-01	SCREW, +BVTP2 4X16
▲	2-580-606-01	SCREW, +PSW M5X8
△	2-580-600-01	SCREW, +PSW M4X8




REF. NO.	PART NO.	DESCRIPTION	[ASSEMBLY INCLUDES]	REF. NO.	PART NO.	DESCRIPTION	[ASSEMBLY INCLUDES]
101	1-833-275-12	LEAD WIRE WITH CONNECTOR(LVDS) (KDL-40V2500 ONLY)		103	A-1196-572-A	H3U BOARD, MOUNTED	
101	1-833-276-12	LEAD WIRE WITH CONNECTOR(LVDS) (KDL-46V2500/46V25L1 ONLY)		104	X-2109-168-4	FRAME, BOTTOM (L) ASSY	
102	1-826-532-11	LOUDSPEAKER (5.5X15.5CM) (KDL-40V2500 ONLY)		105	2-650-770-21	SLIDE, CLAMP	
102	1-826-435-11	LOUDSPEAKER (13X7CM) (KDL-46V2500/46V25L1 ONLY)		106	2-660-801-02	COVER, UNDER (L) (KDL-40V2500/46V2500 ONLY)	
				106	2-890-853-01	COVER, UNDER (L) (KDL-46V25L1 ONLY)	
					107	1-819-729-14	INLET, AC (WITH NOISE FILTER)



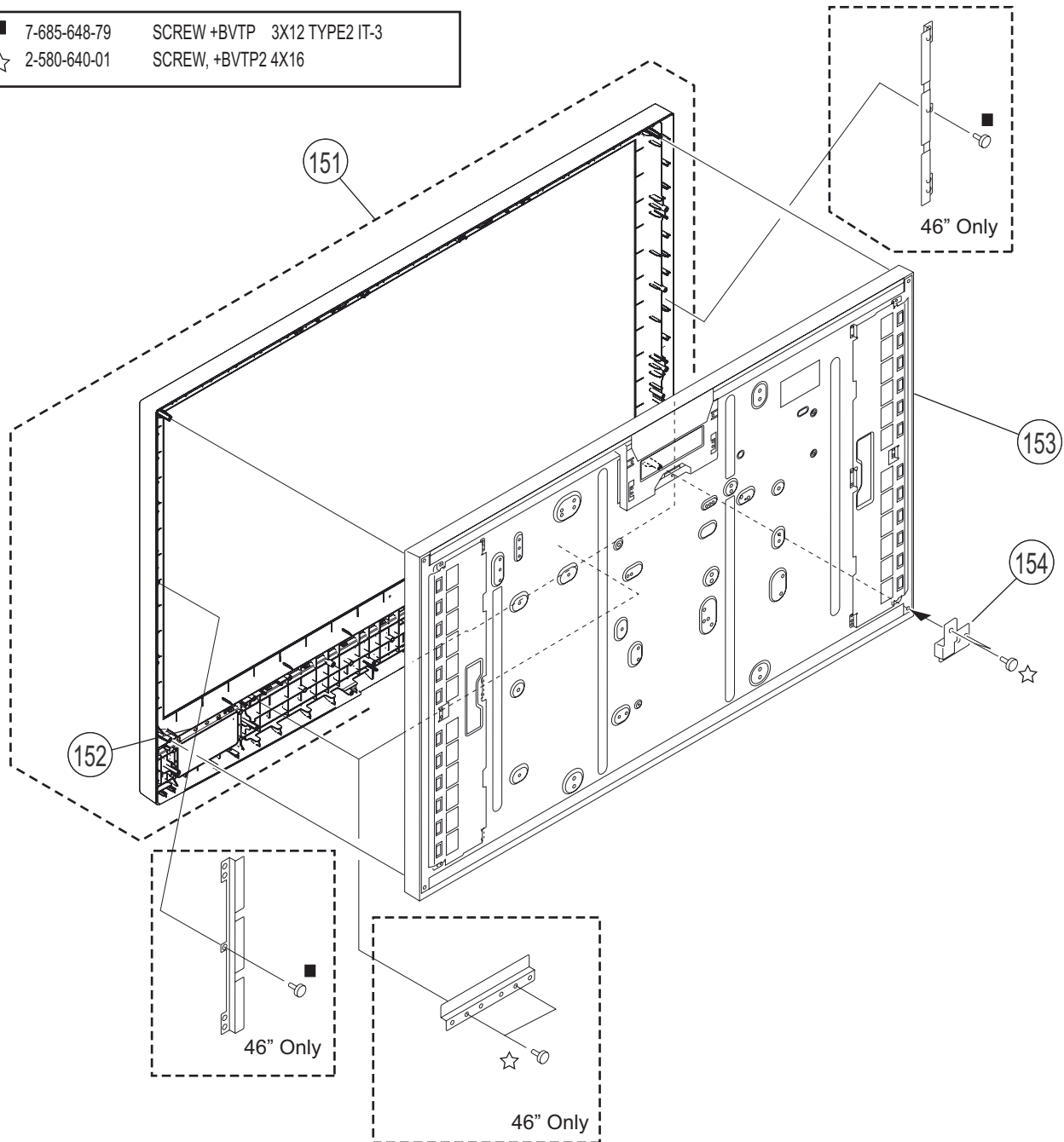
NOTE: The components identified by shading and  mark are critical for safety. Replace only with part number specified.

NOTE: Les composants identifiés par un triangle et une marque  sont critiques pour la sécurité. Ne les remplacer que par une pièce portant le numéro spécifique.

NOTE: The components identified by the  mark contain confidential information. Strictly follow the instructions whenever the components are repaired and/or replaced.

### 4-4. LCD PANEL

- 7-685-648-79 SCREW +BVTP 3X12 TYPE2 IT-3
- ☆ 2-580-640-01 SCREW, +BVTP2 4X16



REF. NO.	PART NO.	DESCRIPTION	[ASSEMBLY INCLUDES]	REF. NO.	PART NO.	DESCRIPTION	[ASSEMBLY INCLUDES]
151	X-2148-136-1	BEZEL ASSY (40) (KDL-40V2500 ONLY)	[152]	* 152	2-664-630-01	GUIDE, LIGHT SENSOR	
151	X-2148-137-1	BEZEL ASSY (46) (KDL-46V2500 ONLY)	[152]	153	1-802-184-11	LCD PANEL (40INCH FHD TFT) (KDL-40V2500 ONLY)	
151	X-2159-788-1	BEZEL ASSY (46) (KDL-46V25L1 ONLY)	[152]	153	1-802-183-11	LCD PANEL (46INCH FHD TFT) (KDL-46V2500/46V25L1 ONLY)	
				* 154	2-682-132-01	BRACKET, PANEL CORNER (KDL-46V2500/46V25L1 ONLY)	

## SECTION 5: ELECTRICAL PARTS LIST

**NOTE:** The components identified by shading and  $\triangle$  mark are critical for safety. Replace only with part number specified.

**NOTE:** Les composants identifiés par un trame et une marque  $\triangle$  sont critiques pour la sécurité. Ne les remplacer que par une pièce portant le numéro spécifié.

\* Items marked with an asterisk are not stocked since they are seldom required for routine service. Expect some delay when ordering these components.

**NOTE:** The components identified by the  $\square$  mark contain confidential information. Strictly follow the instructions whenever the components are repaired and/or replaced.

**RESISTORS**

- All resistors are in ohms
- F : nonflammable
- All variable and adjustable resistors have characteristic curve B, unless otherwise noted.



When ordering parts by reference number, please include the board name.



\* **A-1184-344-A AU BOARD, MOUNTED**

**CAPACITOR**

REF. NO.	PART NO.	DESCRIPTION	VALUES			REF. NO.	PART NO.	DESCRIPTION	VALUES		
						C2127	1-117-681-11	ELECT CHIP	100 $\mu$ F	20%	16V
						C2504	1-162-906-11	CERAMIC CHIP	1.5pF	0.25pF	50V
						C2505	1-162-906-11	CERAMIC CHIP	1.5pF	0.25pF	50V
						C2510	1-164-004-11	CERAMIC CHIP	0.1 $\mu$ F	10%	25V
						C2511	1-126-396-11	ELECT CHIP	47 $\mu$ F	20%	16V
						C2514	1-162-962-11	CERAMIC CHIP	470pF	10%	50V
						C2515	1-164-933-11	CERAMIC CHIP	220pF	10%	50V
						C2517	1-127-573-11	CERAMIC CHIP	1 $\mu$ F	10%	16V
						C2518	1-127-573-11	CERAMIC CHIP	1 $\mu$ F	10%	16V
						C2519	1-126-394-11	ELECT CHIP	10 $\mu$ F	20%	16V
						C2520	1-100-566-91	CERAMIC CHIP	0.1 $\mu$ F	10%	25V
						C2521	1-127-573-11	CERAMIC CHIP	1 $\mu$ F	10%	16V
						C2523	1-127-573-11	CERAMIC CHIP	1 $\mu$ F	10%	16V
						C2524	1-127-573-11	CERAMIC CHIP	1 $\mu$ F	10%	16V
						C2525	1-127-573-11	CERAMIC CHIP	1 $\mu$ F	10%	16V
						C2527	1-127-573-11	CERAMIC CHIP	1 $\mu$ F	10%	16V
						C2528	1-126-396-11	ELECT CHIP	47 $\mu$ F	20%	16V
						C2529	1-127-573-11	CERAMIC CHIP	1 $\mu$ F	10%	16V
						C2530	1-100-566-91	CERAMIC CHIP	0.1 $\mu$ F	10%	25V
						C2533	1-127-573-11	CERAMIC CHIP	1 $\mu$ F	10%	16V
						C2534	1-124-779-00	ELECT CHIP	10 $\mu$ F	20%	16V
						C2535	1-127-573-11	CERAMIC CHIP	1 $\mu$ F	10%	16V
						C2536	1-127-573-11	CERAMIC CHIP	1 $\mu$ F	10%	16V
						C2537	1-127-573-11	CERAMIC CHIP	1 $\mu$ F	10%	16V
						C2538	1-126-394-11	ELECT CHIP	10 $\mu$ F	20%	16V
						C2539	1-100-566-91	CERAMIC CHIP	0.1 $\mu$ F	10%	25V
						C2540	1-100-566-91	CERAMIC CHIP	0.1 $\mu$ F	10%	25V
						C2542	1-162-966-11	CERAMIC CHIP	0.0022 $\mu$ F	10%	50V
						C2543	1-107-826-11	CERAMIC CHIP	0.1 $\mu$ F	10%	16V
						C2544	1-126-204-11	ELECT CHIP	47 $\mu$ F	20%	16V
						C2545	1-162-966-11	CERAMIC CHIP	0.0022 $\mu$ F	10%	50V
						C2546	1-162-966-11	CERAMIC CHIP	0.0022 $\mu$ F	10%	50V
						C2547	1-162-966-11	CERAMIC CHIP	0.0022 $\mu$ F	10%	50V
						C2548	1-162-966-11	CERAMIC CHIP	0.0022 $\mu$ F	10%	50V
						C2549	1-162-966-11	CERAMIC CHIP	0.0022 $\mu$ F	10%	50V
						C2013	1-127-715-91	CERAMIC CHIP	0.22 $\mu$ F	10%	16V
						C2015	1-117-681-11	ELECT CHIP	100 $\mu$ F	20%	16V
						C2016	1-127-573-11	CERAMIC CHIP	1 $\mu$ F	10%	16V
						C2017	1-127-573-11	CERAMIC CHIP	1 $\mu$ F	10%	16V
						C2018	1-127-715-91	CERAMIC CHIP	0.22 $\mu$ F	10%	16V
						C2019	1-124-779-00	ELECT CHIP	10 $\mu$ F	20%	16V
						C2020	1-127-715-91	CERAMIC CHIP	0.22 $\mu$ F	10%	16V
						C2021	1-127-715-91	CERAMIC CHIP	0.22 $\mu$ F	10%	16V
						C2023	1-117-681-11	ELECT CHIP	100 $\mu$ F	20%	16V
						C2024	1-127-573-11	CERAMIC CHIP	1 $\mu$ F	10%	16V
						C2025	1-127-573-11	CERAMIC CHIP	1 $\mu$ F	10%	16V
						C2026	1-125-889-91	CERAMIC CHIP	2.2 $\mu$ F	10%	10V
						C2101	1-107-826-11	CERAMIC CHIP	0.1 $\mu$ F	10%	16V
						C2103	1-117-681-11	ELECT CHIP	100 $\mu$ F	20%	16V
						C2105	1-164-227-11	CERAMIC CHIP	0.022 $\mu$ F	10%	25V
						C2106	1-107-826-11	CERAMIC CHIP	0.1 $\mu$ F	10%	16V
						C2109	1-100-743-91	CERAMIC CHIP	2.2 $\mu$ F	20%	16V
						C2111	1-107-826-11	CERAMIC CHIP	0.1 $\mu$ F	10%	16V
						C2114	1-162-968-11	CERAMIC CHIP	0.0047 $\mu$ F	10%	50V
						C2115	1-107-826-11	CERAMIC CHIP	0.1 $\mu$ F	10%	16V
						C2116	1-164-227-11	CERAMIC CHIP	0.022 $\mu$ F	10%	25V
						C2117	1-126-204-11	ELECT CHIP	47 $\mu$ F	20%	16V
						C2118	1-100-743-91	CERAMIC CHIP	2.2 $\mu$ F	20%	16V
						C2119	1-162-966-11	CERAMIC CHIP	0.0022 $\mu$ F	10%	50V
						C2120	1-127-715-91	CERAMIC CHIP	0.22 $\mu$ F	10%	16V
						C2122	1-127-760-11	CERAMIC CHIP	4.7 $\mu$ F	10%	6.3V
						C2123	1-128-995-21	ELECT CHIP	100 $\mu$ F	20%	10V
						C2124	1-115-416-11	CERAMIC CHIP	0.001 $\mu$ F	5%	25V
						C2125	1-107-826-11	CERAMIC CHIP	0.1 $\mu$ F	10%	16V
						C2126	1-107-826-11	CERAMIC CHIP	0.1 $\mu$ F	10%	16V



REF. NO.	PART NO.	DESCRIPTION	VALUES			REF. NO.	PART NO.	DESCRIPTION	VALUES		
C2550	1-162-966-11	CERAMIC CHIP	0.0022μF	10%	50V	C2617	1-112-800-11	ELECT CHIP	100μF	20%	35V
C2551	1-127-573-11	CERAMIC CHIP	1μF	10%	16V	C2618	1-100-912-11	CERAMIC CHIP	1μF	10%	25V
C2552	1-127-573-11	CERAMIC CHIP	1μF	10%	16V	C2619	1-100-912-11	CERAMIC CHIP	1μF	10%	25V
C2553	1-126-394-11	ELECT CHIP	10μF	20%	16V	C2620	1-100-912-11	CERAMIC CHIP	1μF	10%	25V
C2554	1-126-394-11	ELECT CHIP	10μF	20%	16V	C2621	1-100-912-11	CERAMIC CHIP	1μF	10%	25V
C2555	1-100-566-91	CERAMIC CHIP	0.1μF	10%	25V	C2623	1-165-818-91	CERAMIC CHIP	0.68μF	10%	25V
C2556	1-162-966-11	CERAMIC CHIP	0.0022μF	10%	50V	C2624	1-165-818-91	CERAMIC CHIP	0.68μF	10%	25V
C2557	1-126-396-11	ELECT CHIP	47μF	20%	16V	C2625	1-165-818-91	CERAMIC CHIP	0.68μF	10%	25V
C2560	1-112-692-11	CERAMIC CHIP	1000pF	5%	50V	C2626	1-165-818-91	CERAMIC CHIP	0.68μF	10%	25V
C2561	1-115-416-11	CERAMIC CHIP	0.001μF	5%	25V	C2627	1-100-591-91	CERAMIC CHIP	1μF	10%	25V
C2562	1-115-416-11	CERAMIC CHIP	0.001μF	5%	25V	C2628	1-100-591-91	CERAMIC CHIP	1μF	10%	25V
C2563	1-115-416-11	CERAMIC CHIP	0.001μF	5%	25V	C2647	1-100-591-91	CERAMIC CHIP	1μF	10%	25V
C2564	1-115-416-11	CERAMIC CHIP	0.001μF	5%	25V	C2648	1-107-826-11	CERAMIC CHIP	0.1μF	10%	16V
C2565	1-115-416-11	CERAMIC CHIP	0.001μF	5%	25V	C2800	1-124-779-00	ELECT CHIP	10μF	20%	16V
C2573	1-126-396-11	ELECT CHIP	47μF	20%	16V	C2801	1-107-826-11	CERAMIC CHIP	0.1μF	10%	16V
C2575	1-100-912-11	CERAMIC CHIP	1μF	10%	25V	C2802	1-107-826-11	CERAMIC CHIP	0.1μF	10%	16V
C2576	1-100-912-11	CERAMIC CHIP	1μF	10%	25V	C2803	1-127-573-11	CERAMIC CHIP	1μF	10%	16V
C2583	1-115-340-11	CERAMIC CHIP	0.22μF	10%	25V	C2804	1-127-573-11	CERAMIC CHIP	1μF	10%	16V
C2586	1-100-912-11	CERAMIC CHIP	1μF	10%	25V	C2805	1-126-204-11	ELECT CHIP	47μF	20%	16V
C2587	1-100-912-11	CERAMIC CHIP	1μF	10%	25V	C2809	1-126-394-11	ELECT CHIP	10μF	20%	16V
C2588	1-126-394-11	ELECT CHIP	10μF	20%	16V	C2810	1-107-826-11	CERAMIC CHIP	0.1μF	10%	16V
C2589	1-126-394-11	ELECT CHIP	10μF	20%	16V	C2811	1-124-779-00	ELECT CHIP	10μF	20%	16V
C2590	1-126-394-11	ELECT CHIP	10μF	20%	16V	C2812	1-107-826-11	CERAMIC CHIP	0.1μF	10%	16V
C2591	1-126-394-11	ELECT CHIP	10μF	20%	16V	C2813	1-124-779-00	ELECT CHIP	10μF	20%	16V
C2592	1-162-965-11	CERAMIC CHIP	0.0015μF	10%	50V	C2814	1-124-779-00	ELECT CHIP	10μF	20%	16V
C2593	1-164-217-11	CERAMIC CHIP	150pF	5%	50V	C2815	1-162-927-11	CERAMIC CHIP	100pF	5%	50V
C2594	1-164-217-11	CERAMIC CHIP	150pF	5%	50V	C2816	1-162-927-11	CERAMIC CHIP	100pF	5%	50V
C2595	1-162-965-11	CERAMIC CHIP	0.0015μF	10%	50V	C2817	1-126-396-11	ELECT CHIP	47μF	20%	16V
C2596	1-162-965-11	CERAMIC CHIP	0.0015μF	10%	50V	C2818	1-126-396-11	ELECT CHIP	47μF	20%	16V
C2597	1-164-217-11	CERAMIC CHIP	150pF	5%	50V	C2819	1-100-597-91	CERAMIC CHIP	0.1μF	10%	25V
C2598	1-164-217-11	CERAMIC CHIP	150pF	5%	50V	C2826	1-127-931-21	ELECT CHIP	470μF	20%	16V
C2599	1-162-965-11	CERAMIC CHIP	0.0015μF	10%	50V	C9005	1-127-573-11	CERAMIC CHIP	1μF	10%	16V
C2600	1-164-004-11	CERAMIC CHIP	0.1μF	10%	25V	C9006	1-127-573-11	CERAMIC CHIP	1μF	10%	16V
C2601	1-164-004-11	CERAMIC CHIP	0.1μF	10%	25V	C9007	1-127-573-11	CERAMIC CHIP	1μF	10%	16V
C2602	1-164-004-11	CERAMIC CHIP	0.1μF	10%	25V	C9008	1-127-573-11	CERAMIC CHIP	1μF	10%	16V
C2603	1-164-004-11	CERAMIC CHIP	0.1μF	10%	25V	C9014	1-127-573-11	CERAMIC CHIP	1μF	10%	16V
C2604	1-164-004-11	CERAMIC CHIP	0.1μF	10%	25V	C9015	1-127-573-11	CERAMIC CHIP	1μF	10%	16V
C2605	1-164-004-11	CERAMIC CHIP	0.1μF	10%	25V	C9016	1-125-891-11	CERAMIC CHIP	0.47μF	10%	10V
C2606	1-164-004-11	CERAMIC CHIP	0.1μF	10%	25V	C9019	1-125-889-91	CERAMIC CHIP	2.2μF	10%	10V
C2607	1-164-004-11	CERAMIC CHIP	0.1μF	10%	25V	C9020	1-125-889-91	CERAMIC CHIP	2.2μF	10%	10V
C2608	1-164-004-11	CERAMIC CHIP	0.1μF	10%	25V	C9021	1-125-889-91	CERAMIC CHIP	2.2μF	10%	10V
C2613	1-112-797-11	ELECT CHIP	470μF	20%	25V	C9022	1-125-889-91	CERAMIC CHIP	2.2μF	10%	10V
C2614	1-112-800-11	ELECT CHIP	100μF	20%	35V	C9023	1-127-573-11	CERAMIC CHIP	1μF	10%	16V
C2615	1-112-800-11	ELECT CHIP	100μF	20%	35V	C9024	1-127-573-11	CERAMIC CHIP	1μF	10%	16V
C2616	1-112-800-11	ELECT CHIP	100μF	20%	35V	C9032	1-115-416-11	CERAMIC CHIP	0.001μF	5%	25V



REF. NO.	PART NO.	DESCRIPTION	VALUES	REF. NO.	PART NO.	DESCRIPTION	VALUES
C9501	1-115-416-11	CERAMIC CHIP	0.001μF 5% 25V	D9017	8-719-423-03	DIODE	MA8100
C9502	1-115-416-11	CERAMIC CHIP	0.001μF 5% 25V	D9018	8-719-423-03	DIODE	MA8100
<b>CONNECTOR</b>				<b>FERRITE BEAD</b>			
CN2301	1-820-184-11	HEADER ASSEMBLY (PRINT PWB)		FB2500	1-400-089-21	FERRITE	0μH
CN2302	1-820-185-11	HEADER ASSEMBLY (PRINT PWB)		FB2501	1-400-089-21	FERRITE	0μH
CN2303	1-820-211-11	HEADER ASSEMBLY FOR PWB		FB2502	1-400-089-21	FERRITE	0μH
CN2500	1-819-461-11	HEADER ASSEMBLY FOR PWB		FB2503	1-400-089-21	FERRITE	0μH
CN9001	1-820-192-11	HEADER ASSEMBLY (PRINT PWB) 15P		FB2504	1-400-040-22	FERRITE	0μH
CN9501	1-819-390-51	FFC/FPC CONNECTOR (ZIF) 49P		FB2505	1-400-040-22	FERRITE	0μH
CN9502	1-820-186-11	HEADER ASSEMBLY (PRINT PWB)		FB2506	1-400-040-22	FERRITE	0μH
* CN9521	1-780-408-11	TERMINAL		FB2507	1-400-040-22	FERRITE	0μH
* CN9522	1-780-408-11	TERMINAL		FB2508	1-400-040-22	FERRITE	0μH
* CN9523	1-780-408-11	TERMINAL		FB9003	1-216-864-11	SHORT CHIP	
* CN9524	1-780-408-11	TERMINAL		<b>IC</b>			
* CN9525	1-780-408-11	TERMINAL		IC2001	8-752-089-33	IC	CXA2069Q-TL
* CN9526	1-780-408-11	TERMINAL		IC2501	6-709-040-11	IC	MAP4400A-QA-B2-501-T
<b>DIODE</b>				IC2503	8-759-278-58	IC	NJM4558V-TE2
D2101	8-719-058-24	DIODE	RB501V-40TE-17	IC2507	6-710-142-01	IC	R2A15105SP-W00T
D2501	8-719-423-17	DIODE	MA8110	IC2801	8-759-278-58	IC	NJM4558V-TE2
D2504	6-500-334-01	DIODE	MC2836-T112-1	IC2802	8-759-359-49	IC	NJM3414AV(TE2)
D2505	8-719-404-50	DIODE	MA111-TX	IC2803	6-709-927-01	IC	RT8H225C-TP-2
D2507	8-719-404-50	DIODE	MA111-TX	IC2804	6-709-927-01	IC	RT8H225C-TP-2
D2509	6-501-123-01	DIODE	RB160M-60TR	<b>JACK</b>			
D2510	6-501-123-01	DIODE	RB160M-60TR	J9001	1-780-271-11	S CONNECTOR BLOCK	
D2511	6-501-123-01	DIODE	RB160M-60TR	J9002	1-819-357-11	PHONO JACK	10P
D2512	6-501-123-01	DIODE	RB160M-60TR	J9003	1-780-373-11	TERMINAL BOARD	
D2513	8-719-404-50	DIODE	MA111-TX	<b>COIL</b>			
D2514	6-501-123-01	DIODE	RB160M-60TR	L2002	1-469-557-21	INDUCTOR	22μH
D2515	6-501-123-01	DIODE	RB160M-60TR	L2003	1-469-555-21	INDUCTOR	10μH
D2516	6-501-123-01	DIODE	RB160M-60TR	L2101	1-469-555-21	INDUCTOR	10μH
D2517	6-501-123-01	DIODE	RB160M-60TR	L2502	1-400-794-21	FERRITE	0μH
D2804	8-719-404-50	DIODE	MA111-TX	L2504	1-400-794-21	FERRITE	0μH
D2805	8-719-404-50	DIODE	MA111-TX	L2505	1-469-555-21	INDUCTOR	10μH
D9001	8-719-423-03	DIODE	MA8100	L2506	1-400-794-21	FERRITE	0μH
D9002	8-719-423-03	DIODE	MA8100	L2508	1-481-083-11	INDUCTOR	22μH
D9003	8-719-423-03	DIODE	MA8100	L2509	1-457-318-11	INDUCTOR	22μH
D9004	8-719-423-03	DIODE	MA8100	L2510	1-457-318-11	INDUCTOR	22μH
D9008	8-719-423-03	DIODE	MA8100	L2511	1-400-794-21	FERRITE	0μH
D9009	8-719-423-03	DIODE	MA8100	L2512	1-400-794-21	FERRITE	0μH
D9012	8-719-423-03	DIODE	MA8100	L2513	1-400-794-21	FERRITE	0μH
D9013	8-719-423-03	DIODE	MA8100	L9503	1-400-179-21	FERRITE	0μH
D9014	8-719-423-03	DIODE	MA8100	L9504	1-400-179-21	FERRITE	0μH
D9015	8-719-423-03	DIODE	MA8100	L9505	1-400-179-21	FERRITE	0μH
D9016	8-719-423-03	DIODE	MA8100				

NOTE: The components identified by shading and  $\triangle$  mark are critical for safety. Replace only with part number specified.

NOTE: Les composants identifiés par un triangle et une marque  $\triangle$  sont critiques pour la sécurité. Ne les remplacer que par une pièce portant le numéro spécifié.



REF. NO.	PART NO.	DESCRIPTION	VALUES			REF. NO.	PART NO.	DESCRIPTION	VALUES		
<b>IC LINK</b>											
$\triangle$ PS2501	1-576-958-21	FUSE	4A	24V							
<b>TRANSISTOR</b>											
Q2001	8-729-120-28	TRANSISTOR	2SC1623-L5L6			R2015	1-216-864-11	SHORT CHIP			
Q2002	8-729-120-28	TRANSISTOR	2SC1623-L5L6			R2017	1-216-864-11	SHORT CHIP			
Q2101	8-729-600-22	TRANSISTOR	2SA1235-F			R2019	1-216-809-11	METAL CHIP	100	5%	1/10W
Q2102	8-729-600-22	TRANSISTOR	2SA1235-F			R2020	1-216-809-11	METAL CHIP	100	5%	1/10W
Q2104	8-729-600-22	TRANSISTOR	2SA1235-F			R2023	1-216-821-11	METAL CHIP	1K	5%	1/10W
Q2105	8-729-120-28	TRANSISTOR	2SC1623-L5L6			R2024	1-216-821-11	METAL CHIP	1K	5%	1/10W
Q2107	8-729-120-28	TRANSISTOR	2SC1623-L5L6			R2027	1-216-864-11	SHORT CHIP			
Q2108	8-729-120-28	TRANSISTOR	2SC1623-L5L6			R2028	1-216-864-11	SHORT CHIP			
Q2109	8-729-120-28	TRANSISTOR	2SC1623-L5L6			R2030	1-216-809-11	METAL CHIP	100	5%	1/10W
Q2111	8-729-120-28	TRANSISTOR	2SC1623-L5L6			R2033	1-216-864-11	SHORT CHIP			
Q2112	8-729-120-28	TRANSISTOR	2SC1623-L5L6			R2034	1-216-864-11	SHORT CHIP			
Q2113	8-729-600-22	TRANSISTOR	2SA1235-F			R2037	1-216-817-11	METAL CHIP	470	5%	1/10W
Q2502	8-729-120-28	TRANSISTOR	2SC1623-L5L6			R2038	1-216-817-11	METAL CHIP	470	5%	1/10W
Q2505	8-729-600-22	TRANSISTOR	2SA1235-F			R2039	1-216-864-11	SHORT CHIP			
Q2507	8-729-028-96	TRANSISTOR	DTC114EUA-T106			R2101	1-216-825-11	METAL CHIP	2.2K	5%	1/10W
Q2508	8-729-120-28	TRANSISTOR	2SC1623-L5L6			R2102	1-216-809-11	METAL CHIP	100	5%	1/10W
Q2510	8-729-029-14	TRANSISTOR	DTC144EUA-T106			R2103	1-216-864-11	SHORT CHIP			
Q2511	8-729-029-14	TRANSISTOR	DTC144EUA-T106			R2104	1-218-855-11	METAL CHIP	2.2K	0.50%	1/10W
Q2512	6-551-364-01	TRANSISTOR	DTC614TUT106			R2107	1-218-887-11	METAL CHIP	47K	0.50%	1/10W
Q2513	6-551-364-01	TRANSISTOR	DTC614TUT106			R2108	1-218-879-11	METAL CHIP	22K	0.50%	1/10W
Q2514	8-729-600-22	TRANSISTOR	2SA1235-F			R2109	1-216-829-11	METAL CHIP	4.7K	5%	1/10W
Q2515	8-729-600-22	TRANSISTOR	2SA1235-F			R2112	1-216-817-11	METAL CHIP	470	5%	1/10W
Q2516	8-729-600-22	TRANSISTOR	2SA1235-F			R2113	1-216-825-11	METAL CHIP	2.2K	5%	1/10W
Q2517	8-729-600-22	TRANSISTOR	2SA1235-F			R2114	1-218-889-11	METAL CHIP	56K	0.50%	1/10W
Q2518	8-729-120-28	TRANSISTOR	2SC1623-L5L6			R2117	1-216-857-11	METAL CHIP	1M	5%	1/10W
Q2519	8-729-029-14	TRANSISTOR	DTC144EUA-T106			R2120	1-218-871-11	METAL CHIP	10K	0.50%	1/10W
Q2520	8-729-029-14	TRANSISTOR	DTC144EUA-T106			R2121	1-216-829-11	METAL CHIP	4.7K	5%	1/10W
Q2521	8-729-028-96	TRANSISTOR	DTC114EUA-T106			R2123	1-216-821-11	METAL CHIP	1K	5%	1/10W
Q2803	6-551-364-01	TRANSISTOR	DTC614TUT106			R2125	1-218-857-11	METAL CHIP	2.7K	0.50%	1/10W
Q2804	6-551-364-01	TRANSISTOR	DTC614TUT106			R2126	1-216-821-11	METAL CHIP	1K	5%	1/10W
Q2806	6-551-364-01	TRANSISTOR	DTC614TUT106			R2128	1-218-861-11	METAL CHIP	3.9K	0.50%	1/10W
Q2807	6-551-364-01	TRANSISTOR	DTC614TUT106			R2129	1-218-861-11	METAL CHIP	3.9K	0.50%	1/10W
Q2815	8-729-602-21	TRANSISTOR	2SC4154TP-1G			R2130	1-216-829-11	METAL CHIP	4.7K	5%	1/10W
<b>RESISTOR</b>											
R2006	1-216-809-11	METAL CHIP	100	5%	1/10W	R2132	1-216-857-11	METAL CHIP	1M	5%	1/10W
R2007	1-216-809-11	METAL CHIP	100	5%	1/10W	R2133	1-216-829-11	METAL CHIP	4.7K	5%	1/10W
R2008	1-216-833-11	METAL CHIP	10K	5%	1/10W	R2134	1-216-864-11	SHORT CHIP			
R2009	1-216-839-11	METAL CHIP	33K	5%	1/10W	R2137	1-216-821-11	METAL CHIP	1K	5%	1/10W
R2014	1-216-864-11	SHORT CHIP				R2139	1-216-815-11	METAL CHIP	330	5%	1/10W
						R2140	1-216-864-11	SHORT CHIP			
						R2151	1-216-857-11	METAL CHIP	1M	5%	1/10W
						R2152	1-216-809-11	METAL CHIP	100	5%	1/10W
						R2301	1-414-445-11	FERRITE	0 $\mu$ H		
						R2303	1-216-864-11	SHORT CHIP			
						R2304	1-216-864-11	SHORT CHIP			
						R2504	1-216-864-11	SHORT CHIP			



REF. NO.	PART NO.	DESCRIPTION	VALUES			REF. NO.	PART NO.	DESCRIPTION	VALUES		
R2505	1-216-864-11	SHORT CHIP				R2617	1-216-833-11	METAL CHIP	10K	5%	1/10W
R2511	1-216-845-11	METAL CHIP	100K	5%	1/10W	R2620	1-216-864-11	SHORT CHIP			
R2512	1-218-990-81	SHORT CHIP				R2622	1-216-864-11	SHORT CHIP			
R2514	1-216-841-11	METAL CHIP	47K	5%	1/10W	R2624	1-218-867-11	METAL CHIP	6.8K	0.50%	1/10W
R2515	1-216-841-11	METAL CHIP	47K	5%	1/10W	R2625	1-218-867-11	METAL CHIP	6.8K	0.50%	1/10W
R2517	1-216-833-11	METAL CHIP	10K	5%	1/10W	R2626	1-218-875-11	METAL CHIP	15K	0.50%	1/10W
R2518	1-400-499-21	FERRITE	0μH			R2627	1-218-897-11	METAL CHIP	120K	0.50%	1/10W
R2519	1-400-499-21	FERRITE	0μH			R2628	1-218-885-11	METAL CHIP	39K	0.50%	1/10W
R2520	1-216-841-11	METAL CHIP	47K	5%	1/10W	R2629	1-218-875-11	METAL CHIP	15K	0.50%	1/10W
R2525	1-218-990-81	SHORT CHIP				R2630	1-218-867-11	METAL CHIP	6.8K	0.50%	1/10W
R2531	1-208-699-11	METAL CHIP	4.7K	0.50%	1/16W	R2631	1-218-867-11	METAL CHIP	6.8K	0.50%	1/10W
R2532	1-208-711-11	METAL CHIP	15K	0.50%	1/16W	R2632	1-218-897-11	METAL CHIP	120K	0.50%	1/10W
R2533	1-208-699-11	METAL CHIP	4.7K	0.50%	1/16W	R2633	1-218-897-11	METAL CHIP	120K	0.50%	1/10W
R2534	1-208-711-11	METAL CHIP	15K	0.50%	1/16W	R2636	1-216-296-11	SHORT CHIP			
R2535	1-208-935-11	METAL CHIP	100K	0.50%	1/16W	R2637	1-216-296-11	SHORT CHIP			
R2537	1-208-911-11	METAL CHIP	10K	0.50%	1/16W	R2642	1-216-845-11	METAL CHIP	100K	5%	1/10W
R2539	1-218-873-11	METAL CHIP	12K	0.50%	1/10W	R2643	1-216-845-11	METAL CHIP	100K	5%	1/10W
R2540	1-218-875-11	METAL CHIP	15K	0.50%	1/10W	R2644	1-216-845-11	METAL CHIP	100K	5%	1/10W
R2541	1-208-911-11	METAL CHIP	10K	0.50%	1/16W	R2645	1-216-845-11	METAL CHIP	100K	5%	1/10W
R2545	1-208-911-11	METAL CHIP	10K	0.50%	1/16W	R2646	1-216-845-11	METAL CHIP	100K	5%	1/10W
R2547	1-208-911-11	METAL CHIP	10K	0.50%	1/16W	R2647	1-216-845-11	METAL CHIP	100K	5%	1/10W
R2549	1-208-927-11	METAL CHIP	47K	0.50%	1/16W	R2652	1-216-833-11	METAL CHIP	10K	5%	1/10W
R2550	1-208-699-11	METAL CHIP	4.7K	0.50%	1/16W	R2653	1-216-845-11	METAL CHIP	100K	5%	1/10W
R2554	1-216-841-11	METAL CHIP	47K	5%	1/10W	R2654	1-216-845-11	METAL CHIP	100K	5%	1/10W
R2555	1-208-935-11	METAL CHIP	100K	0.50%	1/16W	R2655	1-216-864-11	SHORT CHIP			
R2556	1-208-699-11	METAL CHIP	4.7K	0.50%	1/16W	R2656	1-216-841-11	METAL CHIP	47K	5%	1/10W
R2557	1-208-711-11	METAL CHIP	15K	0.50%	1/16W	R2658	1-216-833-11	METAL CHIP	10K	5%	1/10W
R2559	1-208-711-11	METAL CHIP	15K	0.50%	1/16W	R2662	1-216-864-11	SHORT CHIP			
R2561	1-218-871-11	METAL CHIP	10K	0.50%	1/10W	R2663	1-216-864-11	SHORT CHIP			
R2562	1-218-869-11	METAL CHIP	8.2K	0.50%	1/10W	R2664	1-216-864-11	SHORT CHIP			
R2563	1-218-869-11	METAL CHIP	8.2K	0.50%	1/10W	R2665	1-216-864-11	SHORT CHIP			
R2564	1-218-871-11	METAL CHIP	10K	0.50%	1/10W	R2801	1-216-829-11	METAL CHIP	4.7K	5%	1/10W
R2566	1-218-867-11	METAL CHIP	6.8K	0.50%	1/10W	R2802	1-216-829-11	METAL CHIP	4.7K	5%	1/10W
R2567	1-216-833-11	METAL CHIP	10K	5%	1/10W	R2803	1-218-873-11	METAL CHIP	12K	0.50%	1/10W
R2587	1-216-857-11	METAL CHIP	1M	5%	1/10W	R2804	1-218-875-11	METAL CHIP	15K	0.50%	1/10W
R2588	1-216-837-11	METAL CHIP	22K	5%	1/10W	R2805	1-216-841-11	METAL CHIP	47K	5%	1/10W
R2593	1-216-841-11	METAL CHIP	47K	5%	1/10W	R2806	1-216-841-11	METAL CHIP	47K	5%	1/10W
R2601	1-216-845-11	METAL CHIP	100K	5%	1/10W	R2814	1-216-833-11	METAL CHIP	10K	5%	1/10W
R2603	1-218-865-11	METAL CHIP	5.6K	0.50%	1/10W	R2815	1-218-873-11	METAL CHIP	12K	0.50%	1/10W
R2611	1-216-841-11	METAL CHIP	47K	5%	1/10W	R2820	1-218-871-11	METAL CHIP	10K	0.50%	1/10W
R2612	1-216-864-11	SHORT CHIP				R2821	1-218-863-11	METAL CHIP	4.7K	0.50%	1/10W
R2613	1-218-887-11	METAL CHIP	47K	0.50%	1/10W	R2822	1-218-863-11	METAL CHIP	4.7K	0.50%	1/10W
R2614	1-218-855-11	METAL CHIP	2.2K	0.50%	1/10W	R2823	1-218-871-11	METAL CHIP	10K	0.50%	1/10W
R2615	1-218-887-11	METAL CHIP	47K	0.50%	1/10W	R2826	1-216-845-11	METAL CHIP	100K	5%	1/10W
R2616	1-218-855-11	METAL CHIP	2.2K	0.50%	1/10W	R2827	1-216-845-11	METAL CHIP	100K	5%	1/10W



REF. NO.	PART NO.	DESCRIPTION	VALUES			REF. NO.	PART NO.	DESCRIPTION	VALUES		
R2828	1-216-844-11	METAL CHIP	82K	5%	1/10W	R9020	1-216-853-11	METAL CHIP	470K	5%	1/10W
R2829	1-216-827-11	METAL CHIP	3.3K	5%	1/10W	R9021	1-216-853-11	METAL CHIP	470K	5%	1/10W
R2830	1-216-827-11	METAL CHIP	3.3K	5%	1/10W	R9022	1-216-853-11	METAL CHIP	470K	5%	1/10W
R2831	1-216-844-11	METAL CHIP	82K	5%	1/10W	R9023	1-216-864-11	SHORT CHIP			
R2832	1-218-887-11	METAL CHIP	47K	0.50%	1/10W	R9024	1-216-864-11	SHORT CHIP			
R2833	1-218-887-11	METAL CHIP	47K	0.50%	1/10W	R9025	1-218-831-11	METAL CHIP	220	0.50%	1/10W
R2834	1-218-855-11	METAL CHIP	2.2K	0.50%	1/10W	R9026	1-218-831-11	METAL CHIP	220	0.50%	1/10W
R2835	1-218-855-11	METAL CHIP	2.2K	0.50%	1/10W	R9027	1-218-831-11	METAL CHIP	220	0.50%	1/10W
R2837	1-216-857-11	METAL CHIP	1M	5%	1/10W	R9028	1-218-831-11	METAL CHIP	220	0.50%	1/10W
R2839	1-216-845-11	METAL CHIP	100K	5%	1/10W	R9029	1-218-831-11	METAL CHIP	220	0.50%	1/10W
R2840	1-216-864-11	SHORT CHIP				R9030	1-216-864-11	SHORT CHIP			
R2841	1-216-864-11	SHORT CHIP				R9031	1-216-864-11	SHORT CHIP			
R2843	1-216-845-11	METAL CHIP	100K	5%	1/10W	R9032	1-218-831-11	METAL CHIP	220	0.50%	1/10W
R2844	1-216-813-11	METAL CHIP	220	5%	1/10W	R9033	1-218-831-11	METAL CHIP	220	0.50%	1/10W
R2846	1-216-813-11	METAL CHIP	220	5%	1/10W	R9034	1-216-801-11	METAL CHIP	22	5%	1/10W
R2851	1-216-864-11	SHORT CHIP				R9035	1-218-831-11	METAL CHIP	220	0.50%	1/10W
R2852	1-216-864-11	SHORT CHIP				R9036	1-216-801-11	METAL CHIP	22	5%	1/10W
R2855	1-216-864-11	SHORT CHIP				R9037	1-216-801-11	METAL CHIP	22	5%	1/10W
R2856	1-216-864-11	SHORT CHIP				R9038	1-216-801-11	METAL CHIP	22	5%	1/10W
R2858	1-216-857-11	METAL CHIP	1M	5%	1/10W	R9039	1-218-285-11	METAL CHIP	75	5%	1/10W
R2859	1-216-833-11	METAL CHIP	10K	5%	1/10W	R9040	1-218-831-11	METAL CHIP	220	0.50%	1/10W
R2863	1-216-833-11	METAL CHIP	10K	5%	1/10W	R9041	1-218-831-11	METAL CHIP	220	0.50%	1/10W
R2872	1-216-821-11	METAL CHIP	1K	5%	1/10W	R9042	1-218-831-11	METAL CHIP	220	0.50%	1/10W
R2873	1-216-849-11	METAL CHIP	220K	5%	1/10W	R9043	1-216-801-11	METAL CHIP	22	5%	1/10W
R2876	1-216-864-11	SHORT CHIP				R9044	1-216-801-11	METAL CHIP	22	5%	1/10W
R2879	1-216-864-11	SHORT CHIP				R9045	1-216-864-11	SHORT CHIP			
R2882	1-216-864-11	SHORT CHIP				R9046	1-216-864-11	SHORT CHIP			
R2883	1-216-864-11	SHORT CHIP				R9057	1-216-809-11	METAL CHIP	100	5%	1/10W
R2884	1-216-864-11	SHORT CHIP				R9058	1-216-809-11	METAL CHIP	100	5%	1/10W
R9004	1-216-853-11	METAL CHIP	470K	5%	1/10W	R9059	1-216-821-11	METAL CHIP	1K	5%	1/10W
R9005	1-216-853-11	METAL CHIP	470K	5%	1/10W	R9060	1-216-821-11	METAL CHIP	1K	5%	1/10W
R9006	1-216-853-11	METAL CHIP	470K	5%	1/10W	R9061	1-216-809-11	METAL CHIP	100	5%	1/10W
R9007	1-216-853-11	METAL CHIP	470K	5%	1/10W	R9062	1-218-831-11	METAL CHIP	220	0.50%	1/10W
R9008	1-218-831-11	METAL CHIP	220	0.50%	1/10W	R9063	1-218-831-11	METAL CHIP	220	0.50%	1/10W
R9009	1-218-831-11	METAL CHIP	220	0.50%	1/10W	R9064	1-218-831-11	METAL CHIP	220	0.50%	1/10W
R9010	1-216-864-11	SHORT CHIP				R9065	1-218-831-11	METAL CHIP	220	0.50%	1/10W
R9011	1-216-864-11	SHORT CHIP				R9066	1-218-831-11	METAL CHIP	220	0.50%	1/10W
R9012	1-216-864-11	SHORT CHIP				R9067	1-218-831-11	METAL CHIP	220	0.50%	1/10W
R9013	1-216-864-11	SHORT CHIP				R9068	1-218-831-11	METAL CHIP	220	0.50%	1/10W
R9014	1-218-831-11	METAL CHIP	220	0.50%	1/10W	R9069	1-218-831-11	METAL CHIP	220	0.50%	1/10W
R9015	1-218-831-11	METAL CHIP	220	0.50%	1/10W	R9070	1-218-831-11	METAL CHIP	220	0.50%	1/10W
R9016	1-218-831-11	METAL CHIP	220	0.50%	1/10W	R9078	1-216-809-11	METAL CHIP	100	5%	1/10W
R9017	1-218-831-11	METAL CHIP	220	0.50%	1/10W	R9086	1-216-864-11	SHORT CHIP			
R9018	1-218-831-11	METAL CHIP	220	0.50%	1/10W	R9088	1-216-849-11	METAL CHIP	220K	5%	1/10W
R9019	1-216-853-11	METAL CHIP	470K	5%	1/10W	R9089	1-216-849-11	METAL CHIP	220K	5%	1/10W

NOTE: The components identified by shading and  $\Delta$  mark are critical for safety. Replace only with part number specified.

NOTE: The components identified by the  $\Delta$  mark contain confidential information. Strictly follow the instructions whenever the components are repaired and/or replaced.



REF. NO.	PART NO.	DESCRIPTION	VALUES			REF. NO.	PART NO.	DESCRIPTION	VALUES		
R9095	1-216-821-11	METAL CHIP	1K	5%	1/10W	VD9004	8-719-423-03	DIODE	MA8100		
R9096	1-216-821-11	METAL CHIP	1K	5%	1/10W	VD9005	8-719-423-03	DIODE	MA8100		
R9097	1-216-821-11	METAL CHIP	1K	5%	1/10W	VD9006	8-719-423-03	DIODE	MA8100		
R9098	1-216-821-11	METAL CHIP	1K	5%	1/10W	VD9007	8-719-423-03	DIODE	MA8100		
R9099	1-216-821-11	METAL CHIP	1K	5%	1/10W	VD9008	8-719-423-03	DIODE	MA8100		
R9100	1-216-821-11	METAL CHIP	1K	5%	1/10W	VD9009	8-719-423-03	DIODE	MA8100		
R9101	1-216-821-11	METAL CHIP	1K	5%	1/10W	VD9010	8-719-423-03	DIODE	MA8100		
R9102	1-216-821-11	METAL CHIP	1K	5%	1/10W	VD9011	8-719-423-03	DIODE	MA8100		
R9150	1-216-864-11	SHORT CHIP				VD9012	8-719-423-03	DIODE	MA8100		
R9151	1-216-864-11	SHORT CHIP				VD9025	1-802-082-11	VARISTOR	(SMD)		
R9152	1-216-864-11	SHORT CHIP				VD9026	1-802-082-11	VARISTOR	(SMD)		
R9153	1-216-864-11	SHORT CHIP				VD9303	1-802-082-11	VARISTOR	(SMD)		
R9154	1-216-864-11	SHORT CHIP				VD9304	1-802-082-11	VARISTOR	(SMD)		
R9155	1-216-864-11	SHORT CHIP				VD9305	1-802-082-11	VARISTOR	(SMD)		
R9156	1-216-864-11	SHORT CHIP									
R9157	1-216-809-11	METAL CHIP	100	5%	1/10W						
R9158	1-216-809-11	METAL CHIP	100	5%	1/10W	X2500	1-795-612-11	VIBRATOR, CRYSTAL			
R9159	1-216-864-11	SHORT CHIP									
R9160	1-216-864-11	SHORT CHIP									
R9161	1-216-864-11	SHORT CHIP									
R9333	1-216-864-11	SHORT CHIP									
R9334	1-216-864-11	SHORT CHIP									
R9501	1-216-864-11	SHORT CHIP									
R9502	1-216-864-11	SHORT CHIP									
R9506	1-218-885-11	METAL CHIP	39K	0.50%	1/10W						
R9515	1-216-864-11	SHORT CHIP									
R9516	1-216-864-11	SHORT CHIP									
R9517	1-216-864-11	SHORT CHIP									
R9518	1-216-864-11	SHORT CHIP									
R9519	1-216-864-11	SHORT CHIP									
R9520	1-216-864-11	SHORT CHIP									
R9521	1-216-864-11	SHORT CHIP									
R9522	1-216-864-11	SHORT CHIP									
R9523	1-216-864-11	SHORT CHIP									
R9524	1-216-864-11	SHORT CHIP									
R9525	1-216-864-11	SHORT CHIP									
R9526	1-216-864-11	SHORT CHIP									
R9527	1-216-864-11	SHORT CHIP									
R9528	1-216-864-11	SHORT CHIP									
R9529	1-216-864-11	SHORT CHIP									
R9530	1-216-864-11	SHORT CHIP									
<b>VARISTOR</b>											
VD9001	8-719-423-03	DIODE	MA8100								
VD9002	8-719-423-03	DIODE	MA8100								
VD9003	8-719-423-03	DIODE	MA8100								
<b>CRYSTAL</b>											
						X2500	1-795-612-11	VIBRATOR, CRYSTAL			
<b>BU</b>											
<div style="border: 1px solid red; padding: 5px; display: inline-block;"> <b>A-1196-624-A BU BOARD, MOUNTED (SERVICE) (KDL-40V2500 ONLY)</b>  <b>A-1196-664-A BU BOARD, MOUNTED (SERVICE) (KDL-46V2500/46V25L1 ONLY)</b> </div>											
<b>CAPACITOR</b>											
						C4003	1-162-964-11	CERAMIC CHIP	0.001 $\mu$ F	10%	50V
						C4004	1-162-970-11	CERAMIC CHIP	0.01 $\mu$ F	10%	25V
						C4006	1-100-906-11	CERAMIC CHIP	0.01 $\mu$ F	10%	16V
						C4007	1-162-964-11	CERAMIC CHIP	0.001 $\mu$ F	10%	50V
						C4010	1-100-916-11	CERAMIC CHIP	0.1 $\mu$ F	10%	16V
						C4011	1-126-206-11	ELECT CHIP	100 $\mu$ F	20%	6.3V
						C4012	1-100-591-91	CERAMIC CHIP	1 $\mu$ F	10%	25V
						C4013	1-112-777-11	CERAMIC CHIP	0.01 $\mu$ F	10%	25V
						C4014	1-112-777-11	CERAMIC CHIP	0.01 $\mu$ F	10%	25V
						C4015	1-100-906-11	CERAMIC CHIP	0.01 $\mu$ F	10%	16V
						C4016	1-100-916-11	CERAMIC CHIP	0.1 $\mu$ F	10%	16V
						C4017	1-100-906-11	CERAMIC CHIP	0.01 $\mu$ F	10%	16V
						C4018	1-100-916-11	CERAMIC CHIP	0.1 $\mu$ F	10%	16V
						C4019	1-164-847-11	CERAMIC CHIP	7pF	0.50pF	50V
						C4021	1-100-906-11	CERAMIC CHIP	0.01 $\mu$ F	10%	16V
						C4022	1-126-392-11	ELECT CHIP	100 $\mu$ F	20%	6.3V
						C4023	1-100-916-11	CERAMIC CHIP	0.1 $\mu$ F	10%	16V
						C4024	1-126-392-11	ELECT CHIP	100 $\mu$ F	20%	6.3V
						C4025	1-100-916-11	CERAMIC CHIP	0.1 $\mu$ F	10%	16V
						C4026	1-100-906-11	CERAMIC CHIP	0.01 $\mu$ F	10%	16V
						C4027	1-100-916-11	CERAMIC CHIP	0.1 $\mu$ F	10%	16V
						C4028	1-100-916-11	CERAMIC CHIP	0.1 $\mu$ F	10%	16V





REF. NO.	PART NO.	DESCRIPTION	VALUES			REF. NO.	PART NO.	DESCRIPTION	VALUES		
C4029	1-100-906-11	CERAMIC CHIP	0.01μF	10%	16V	C4076	1-112-781-11	CERAMIC CHIP	1μF	10%	10V
C4030	1-112-777-11	CERAMIC CHIP	0.01μF	10%	25V	C4079	1-100-916-11	CERAMIC CHIP	0.1μF	10%	16V
C4031	1-100-916-11	CERAMIC CHIP	0.1μF	10%	16V	C4080	1-100-906-11	CERAMIC CHIP	0.01μF	10%	16V
C4032	1-100-906-11	CERAMIC CHIP	0.01μF	10%	16V	C4081	1-126-391-11	ELECT CHIP	47μF	20%	6.3V
C4033	1-100-916-11	CERAMIC CHIP	0.1μF	10%	16V	C4082	1-126-394-11	ELECT CHIP	10μF	20%	16V
C4034	1-100-906-11	CERAMIC CHIP	0.01μF	10%	16V	C4083	1-100-916-11	CERAMIC CHIP	0.1μF	10%	16V
C4035	1-100-906-11	CERAMIC CHIP	0.01μF	10%	16V	C4084	1-100-905-11	CERAMIC CHIP	0.001μF	10%	50V
C4036	1-112-064-11	CERAMIC CHIP	2.2μF	10%	10V	C4086	1-112-777-11	CERAMIC CHIP	0.01μF	10%	25V
C4037	1-100-906-11	CERAMIC CHIP	0.01μF	10%	16V	C4087	1-100-916-11	CERAMIC CHIP	0.1μF	10%	16V
C4038	1-100-916-11	CERAMIC CHIP	0.1μF	10%	16V	C4089	1-100-905-11	CERAMIC CHIP	0.001μF	10%	50V
C4039	1-100-906-11	CERAMIC CHIP	0.01μF	10%	16V	C4090	1-100-916-11	CERAMIC CHIP	0.1μF	10%	16V
C4040	1-100-916-11	CERAMIC CHIP	0.1μF	10%	16V	C4091	1-100-912-11	CERAMIC CHIP	1μF	10%	25V
C4041	1-100-916-11	CERAMIC CHIP	0.1μF	10%	16V	C4092	1-100-566-91	CERAMIC CHIP	0.1μF	10%	25V
C4042	1-100-906-11	CERAMIC CHIP	0.01μF	10%	16V	C4100	1-100-911-11	CERAMIC CHIP	4.7μF	10%	25V
C4043	1-100-906-11	CERAMIC CHIP	0.01μF	10%	16V	C4101	1-100-911-11	CERAMIC CHIP	4.7μF	10%	25V
C4044	1-100-591-91	CERAMIC CHIP	1μF	10%	25V	C4105	1-164-874-11	CERAMIC CHIP	100pF	5%	50V
C4045	1-100-916-11	CERAMIC CHIP	0.1μF	10%	16V	C4106	1-164-874-11	CERAMIC CHIP	100pF	5%	50V
C4046	1-100-906-11	CERAMIC CHIP	0.01μF	10%	16V	C4107	1-164-874-11	CERAMIC CHIP	100pF	5%	50V
C4047	1-100-916-11	CERAMIC CHIP	0.1μF	10%	16V	C4110	1-100-916-11	CERAMIC CHIP	0.1μF	10%	16V
C4048	1-100-916-11	CERAMIC CHIP	0.1μF	10%	16V	C4301	1-112-692-11	CERAMIC CHIP	1000pF	5%	50V
C4049	1-100-906-11	CERAMIC CHIP	0.01μF	10%	16V	C4402	1-100-916-11	CERAMIC CHIP	0.1μF	10%	16V
C4050	1-100-916-11	CERAMIC CHIP	0.1μF	10%	16V	C4403	1-127-573-11	CERAMIC CHIP	1μF	10%	16V
C4051	1-126-394-11	ELECT CHIP	10μF	20%	16V	C4404	1-127-573-11	CERAMIC CHIP	1μF	10%	16V
C4052	1-100-916-11	CERAMIC CHIP	0.1μF	10%	16V	C4405	1-162-927-11	CERAMIC CHIP	100pF	5%	50V
C4053	1-126-394-11	ELECT CHIP	10μF	20%	16V	C4406	1-162-927-11	CERAMIC CHIP	100pF	5%	50V
C4054	1-100-916-11	CERAMIC CHIP	0.1μF	10%	16V	C4407	1-164-874-11	CERAMIC CHIP	100pF	5%	50V
C4055	1-100-916-11	CERAMIC CHIP	0.1μF	10%	16V	C4408	1-112-781-11	CERAMIC CHIP	1μF	10%	10V
C4056	1-100-916-11	CERAMIC CHIP	0.1μF	10%	16V	C4409	1-100-906-11	CERAMIC CHIP	0.01μF	10%	16V
C4057	1-100-916-11	CERAMIC CHIP	0.1μF	10%	16V	C4412	1-100-566-91	CERAMIC CHIP	0.1μF	10%	25V
C4058	1-100-916-11	CERAMIC CHIP	0.1μF	10%	16V	C4413	1-127-573-11	CERAMIC CHIP	1μF	10%	16V
C4059	1-100-906-11	CERAMIC CHIP	0.01μF	10%	16V	C4414	1-127-573-11	CERAMIC CHIP	1μF	10%	16V
C4060	1-100-906-11	CERAMIC CHIP	0.01μF	10%	16V	C4415	1-100-905-11	CERAMIC CHIP	0.001μF	10%	50V
C4061	1-100-906-11	CERAMIC CHIP	0.01μF	10%	16V	C4416	1-164-874-11	CERAMIC CHIP	100pF	5%	50V
C4062	1-126-394-11	ELECT CHIP	10μF	20%	16V	C4511	1-164-937-11	CERAMIC CHIP	0.001μF	10%	50V
C4063	1-100-916-11	CERAMIC CHIP	0.1μF	10%	16V	C4700	1-117-681-11	ELECT CHIP	100μF	20%	16V
C4066	1-100-916-11	CERAMIC CHIP	0.1μF	10%	16V	C4701	1-112-777-11	CERAMIC CHIP	0.01μF	10%	25V
C4067	1-100-566-91	CERAMIC CHIP	0.1μF	10%	25V	C4702	1-164-874-11	CERAMIC CHIP	100pF	5%	50V
C4068	1-100-566-91	CERAMIC CHIP	0.1μF	10%	25V	C5000	1-100-916-11	CERAMIC CHIP	0.1μF	10%	16V
C4069	1-100-566-91	CERAMIC CHIP	0.1μF	10%	25V	C5002	1-100-908-11	CERAMIC CHIP	1μF	10%	6.3V
C4070	1-100-906-11	CERAMIC CHIP	0.01μF	10%	16V	C5003	1-100-916-11	CERAMIC CHIP	0.1μF	10%	16V
C4071	1-164-874-11	CERAMIC CHIP	100pF	5%	50V	C5004	1-100-916-11	CERAMIC CHIP	0.1μF	10%	16V
C4072	1-100-916-11	CERAMIC CHIP	0.1μF	10%	16V	C5005	1-100-916-11	CERAMIC CHIP	0.1μF	10%	16V
C4073	1-126-390-11	ELECT CHIP	22μF	20%	6.3V	C5006	1-164-847-11	CERAMIC CHIP	7pF	0.50pF	50V
C4074	1-100-916-11	CERAMIC CHIP	0.1μF	10%	16V	C5007	1-164-847-11	CERAMIC CHIP	7pF	0.50pF	50V
C4075	1-164-939-11	CERAMIC CHIP	0.0022μF	10%	50V	C5008	1-112-774-11	CERAMIC CHIP	470pF	10%	50V



REF. NO.	PART NO.	DESCRIPTION	VALUES			REF. NO.	PART NO.	DESCRIPTION	VALUES		
C5009	1-112-777-11	CERAMIC CHIP	0.01μF	10%	25V	C5314	1-100-905-11	CERAMIC CHIP	0.001μF	10%	50V
C5011	1-100-905-11	CERAMIC CHIP	0.001μF	10%	50V	C5315	1-100-916-11	CERAMIC CHIP	0.1μF	10%	16V
C5012	1-112-777-11	CERAMIC CHIP	0.01μF	10%	25V	C5316	1-126-392-11	ELECT CHIP	100μF	20%	6.3V
C5013	1-112-777-11	CERAMIC CHIP	0.01μF	10%	25V	C5317	1-100-916-11	CERAMIC CHIP	0.1μF	10%	16V
C5014	1-100-905-11	CERAMIC CHIP	0.001μF	10%	50V	C5318	1-100-916-11	CERAMIC CHIP	0.1μF	10%	16V
C5036	1-100-905-11	CERAMIC CHIP	0.001μF	10%	50V	C5319	1-100-905-11	CERAMIC CHIP	0.001μF	10%	50V
C5038	1-100-905-11	CERAMIC CHIP	0.001μF	10%	50V	C5320	1-126-392-11	ELECT CHIP	100μF	20%	6.3V
C5201	1-100-916-11	CERAMIC CHIP	0.1μF	10%	16V	C5321	1-112-068-11	CERAMIC CHIP	220pF	10%	50V
C5203	1-100-916-11	CERAMIC CHIP	0.1μF	10%	16V	C5322	1-100-916-11	CERAMIC CHIP	0.1μF	10%	16V
C5205	1-100-916-11	CERAMIC CHIP	0.1μF	10%	16V	C5323	1-100-906-11	CERAMIC CHIP	0.01μF	10%	16V
C5207	1-100-916-11	CERAMIC CHIP	0.1μF	10%	16V	C5324	1-162-979-11	CERAMIC CHIP	0.0027μF	10%	50V
C5208	1-115-340-11	CERAMIC CHIP	0.22μF	10%	25V	C5325	1-162-979-11	CERAMIC CHIP	0.0027μF	10%	50V
C5209	1-117-681-11	ELECT CHIP	100μF	20%	16V	C5326	1-100-916-11	CERAMIC CHIP	0.1μF	10%	16V
C5210	1-100-566-91	CERAMIC CHIP	0.1μF	10%	25V	C5327	1-100-916-11	CERAMIC CHIP	0.1μF	10%	16V
C5211	1-100-566-91	CERAMIC CHIP	0.1μF	10%	25V	C5328	1-100-905-11	CERAMIC CHIP	0.001μF	10%	50V
C5212	1-100-916-11	CERAMIC CHIP	0.1μF	10%	16V	C5329	1-100-905-11	CERAMIC CHIP	0.001μF	10%	50V
C5214	1-100-916-11	CERAMIC CHIP	0.1μF	10%	16V	C5330	1-100-916-11	CERAMIC CHIP	0.1μF	10%	16V
C5215	1-100-916-11	CERAMIC CHIP	0.1μF	10%	16V	C5331	1-100-916-11	CERAMIC CHIP	0.1μF	10%	16V
C5216	1-100-916-11	CERAMIC CHIP	0.1μF	10%	16V	C5332	1-100-916-11	CERAMIC CHIP	0.1μF	10%	16V
C5217	1-100-916-11	CERAMIC CHIP	0.1μF	10%	16V	C5333	1-100-905-11	CERAMIC CHIP	0.001μF	10%	50V
C5218	1-100-916-11	CERAMIC CHIP	0.1μF	10%	16V	C5334	1-164-874-11	CERAMIC CHIP	100pF	5%	50V
C5219	1-100-916-11	CERAMIC CHIP	0.1μF	10%	16V	C5335	1-100-916-11	CERAMIC CHIP	0.1μF	10%	16V
C5220	1-100-916-11	CERAMIC CHIP	0.1μF	10%	16V	C5336	1-100-905-11	CERAMIC CHIP	0.001μF	10%	50V
C5221	1-100-916-11	CERAMIC CHIP	0.1μF	10%	16V	C5337	1-100-916-11	CERAMIC CHIP	0.1μF	10%	16V
C5222	1-100-916-11	CERAMIC CHIP	0.1μF	10%	16V	C5338	1-100-905-11	CERAMIC CHIP	0.001μF	10%	50V
C5223	1-100-916-11	CERAMIC CHIP	0.1μF	10%	16V	C5339	1-100-916-11	CERAMIC CHIP	0.1μF	10%	16V
C5224	1-100-916-11	CERAMIC CHIP	0.1μF	10%	16V	C5340	1-100-916-11	CERAMIC CHIP	0.1μF	10%	16V
C5226	1-100-916-11	CERAMIC CHIP	0.1μF	10%	16V	C5341	1-100-905-11	CERAMIC CHIP	0.001μF	10%	50V
C5227	1-100-916-11	CERAMIC CHIP	0.1μF	10%	16V	C5342	1-100-916-11	CERAMIC CHIP	0.1μF	10%	16V
C5228	1-100-916-11	CERAMIC CHIP	0.1μF	10%	16V	C5343	1-100-905-11	CERAMIC CHIP	0.001μF	10%	50V
C5229	1-100-916-11	CERAMIC CHIP	0.1μF	10%	16V	C5344	1-100-916-11	CERAMIC CHIP	0.1μF	10%	16V
C5300	1-126-394-11	ELECT CHIP	10μF	20%	16V	C5345	1-100-905-11	CERAMIC CHIP	0.001μF	10%	50V
C5301	1-126-394-11	ELECT CHIP	10μF	20%	16V	C5346	1-100-916-11	CERAMIC CHIP	0.1μF	10%	16V
C5302	1-126-392-11	ELECT CHIP	100μF	20%	6.3V	C5347	1-100-905-11	CERAMIC CHIP	0.001μF	10%	50V
C5303	1-126-394-11	ELECT CHIP	10μF	20%	16V	C5348	1-100-916-11	CERAMIC CHIP	0.1μF	10%	16V
C5304	1-100-916-11	CERAMIC CHIP	0.1μF	10%	16V	C5349	1-100-905-11	CERAMIC CHIP	0.001μF	10%	50V
C5305	1-100-916-11	CERAMIC CHIP	0.1μF	10%	16V	C5350	1-100-916-11	CERAMIC CHIP	0.1μF	10%	16V
C5306	1-100-916-11	CERAMIC CHIP	0.1μF	10%	16V	C5351	1-100-905-11	CERAMIC CHIP	0.001μF	10%	50V
C5307	1-100-916-11	CERAMIC CHIP	0.1μF	10%	16V	C5352	1-164-874-11	CERAMIC CHIP	100pF	5%	50V
C5308	1-100-916-11	CERAMIC CHIP	0.1μF	10%	16V	C5353	1-100-916-11	CERAMIC CHIP	0.1μF	10%	16V
C5309	1-100-916-11	CERAMIC CHIP	0.1μF	10%	16V	C5354	1-100-905-11	CERAMIC CHIP	0.001μF	10%	50V
C5310	1-100-916-11	CERAMIC CHIP	0.1μF	10%	16V	C5355	1-100-916-11	CERAMIC CHIP	0.1μF	10%	16V
C5311	1-100-916-11	CERAMIC CHIP	0.1μF	10%	16V	C5356	1-100-905-11	CERAMIC CHIP	0.001μF	10%	50V
C5312	1-126-392-11	ELECT CHIP	100μF	20%	6.3V	C5357	1-164-874-11	CERAMIC CHIP	100pF	5%	50V
C5313	1-100-916-11	CERAMIC CHIP	0.1μF	10%	16V	C5358	1-100-916-11	CERAMIC CHIP	0.1μF	10%	16V





REF. NO.	PART NO.	DESCRIPTION	VALUES			REF. NO.	PART NO.	DESCRIPTION	VALUES		
C5449	1-100-905-11	CERAMIC CHIP	0.001μF	10%	50V	C5527	1-100-905-11	CERAMIC CHIP	0.001μF	10%	50V
C5450	1-100-916-11	CERAMIC CHIP	0.1μF	10%	16V	C5528	1-100-916-11	CERAMIC CHIP	0.1μF	10%	16V
C5451	1-100-905-11	CERAMIC CHIP	0.001μF	10%	50V	C5529	1-100-905-11	CERAMIC CHIP	0.001μF	10%	50V
C5452	1-164-874-11	CERAMIC CHIP	100pF	5%	50V	C5530	1-100-916-11	CERAMIC CHIP	0.1μF	10%	16V
C5453	1-100-916-11	CERAMIC CHIP	0.1μF	10%	16V	C5531	1-100-905-11	CERAMIC CHIP	0.001μF	10%	50V
C5454	1-100-905-11	CERAMIC CHIP	0.001μF	10%	50V	C5532	1-100-916-11	CERAMIC CHIP	0.1μF	10%	16V
C5455	1-100-905-11	CERAMIC CHIP	0.001μF	10%	50V	C5533	1-100-916-11	CERAMIC CHIP	0.1μF	10%	16V
C5456	1-100-905-11	CERAMIC CHIP	0.001μF	10%	50V	C5534	1-100-916-11	CERAMIC CHIP	0.1μF	10%	16V
C5457	1-100-916-11	CERAMIC CHIP	0.1μF	10%	16V	C5535	1-100-916-11	CERAMIC CHIP	0.1μF	10%	16V
C5458	1-100-905-11	CERAMIC CHIP	0.001μF	10%	50V	C5536	1-100-916-11	CERAMIC CHIP	0.1μF	10%	16V
C5459	1-100-916-11	CERAMIC CHIP	0.1μF	10%	16V	C5537	1-100-916-11	CERAMIC CHIP	0.1μF	10%	16V
C5460	1-100-905-11	CERAMIC CHIP	0.001μF	10%	50V	C5538	1-100-916-11	CERAMIC CHIP	0.1μF	10%	16V
C5461	1-100-916-11	CERAMIC CHIP	0.1μF	10%	16V	C5539	1-100-916-11	CERAMIC CHIP	0.1μF	10%	16V
C5462	1-100-905-11	CERAMIC CHIP	0.001μF	10%	50V	C5540	1-100-905-11	CERAMIC CHIP	0.001μF	10%	50V
C5463	1-100-916-11	CERAMIC CHIP	0.1μF	10%	16V	C5541	1-100-905-11	CERAMIC CHIP	0.001μF	10%	50V
C5464	1-100-905-11	CERAMIC CHIP	0.001μF	10%	50V	C5542	1-100-905-11	CERAMIC CHIP	0.001μF	10%	50V
C5465	1-100-905-11	CERAMIC CHIP	0.001μF	10%	50V	C5543	1-100-905-11	CERAMIC CHIP	0.001μF	10%	50V
C5466	1-100-916-11	CERAMIC CHIP	0.1μF	10%	16V	C5544	1-100-905-11	CERAMIC CHIP	0.001μF	10%	50V
C5467	1-100-906-11	CERAMIC CHIP	0.01μF	10%	16V	C5545	1-100-905-11	CERAMIC CHIP	0.001μF	10%	50V
C5500	1-100-916-11	CERAMIC CHIP	0.1μF	10%	16V	C5546	1-100-905-11	CERAMIC CHIP	0.001μF	10%	50V
C5501	1-100-916-11	CERAMIC CHIP	0.1μF	10%	16V	C5547	1-100-905-11	CERAMIC CHIP	0.001μF	10%	50V
C5502	1-100-916-11	CERAMIC CHIP	0.1μF	10%	16V	C5548	1-100-906-11	CERAMIC CHIP	0.01μF	10%	16V
C5503	1-100-916-11	CERAMIC CHIP	0.1μF	10%	16V	C5549	1-100-916-11	CERAMIC CHIP	0.1μF	10%	16V
C5504	1-100-916-11	CERAMIC CHIP	0.1μF	10%	16V	C5550	1-100-916-11	CERAMIC CHIP	0.1μF	10%	16V
C5505	1-100-916-11	CERAMIC CHIP	0.1μF	10%	16V	C5551	1-100-916-11	CERAMIC CHIP	0.1μF	10%	16V
C5506	1-100-916-11	CERAMIC CHIP	0.1μF	10%	16V	C5552	1-100-905-11	CERAMIC CHIP	0.001μF	10%	50V
C5507	1-100-916-11	CERAMIC CHIP	0.1μF	10%	16V	C5553	1-100-916-11	CERAMIC CHIP	0.1μF	10%	16V
C5508	1-100-905-11	CERAMIC CHIP	0.001μF	10%	50V	C5554	1-100-905-11	CERAMIC CHIP	0.001μF	10%	50V
C5509	1-100-905-11	CERAMIC CHIP	0.001μF	10%	50V	C5555	1-100-916-11	CERAMIC CHIP	0.1μF	10%	16V
C5510	1-100-905-11	CERAMIC CHIP	0.001μF	10%	50V	C5556	1-100-905-11	CERAMIC CHIP	0.001μF	10%	50V
C5511	1-100-905-11	CERAMIC CHIP	0.001μF	10%	50V	C5557	1-100-916-11	CERAMIC CHIP	0.1μF	10%	16V
C5512	1-100-905-11	CERAMIC CHIP	0.001μF	10%	50V	C5558	1-100-905-11	CERAMIC CHIP	0.001μF	10%	50V
C5513	1-100-905-11	CERAMIC CHIP	0.001μF	10%	50V	C5559	1-100-916-11	CERAMIC CHIP	0.1μF	10%	16V
C5514	1-100-905-11	CERAMIC CHIP	0.001μF	10%	50V	C5560	1-100-905-11	CERAMIC CHIP	0.001μF	10%	50V
C5515	1-100-905-11	CERAMIC CHIP	0.001μF	10%	50V	C5561	1-100-916-11	CERAMIC CHIP	0.1μF	10%	16V
C5516	1-100-906-11	CERAMIC CHIP	0.01μF	10%	16V	C5562	1-100-916-11	CERAMIC CHIP	0.1μF	10%	16V
C5518	1-100-905-11	CERAMIC CHIP	0.001μF	10%	50V	C5802	1-124-779-00	ELECT CHIP	10μF	20%	16V
C5519	1-100-916-11	CERAMIC CHIP	0.1μF	10%	16V	C5803	1-100-905-11	CERAMIC CHIP	0.001μF	10%	50V
C5520	1-100-905-11	CERAMIC CHIP	0.001μF	10%	50V	C5807	1-127-573-11	CERAMIC CHIP	1μF	10%	16V
C5521	1-100-905-11	CERAMIC CHIP	0.001μF	10%	50V	C5808	1-127-573-11	CERAMIC CHIP	1μF	10%	16V
C5522	1-126-392-11	ELECT CHIP	100μF	20%	6.3V	C5809	1-126-392-11	ELECT CHIP	100μF	20%	6.3V
C5523	1-126-392-11	ELECT CHIP	100μF	20%	6.3V	C5811	1-100-906-11	CERAMIC CHIP	0.01μF	10%	16V
C5524	1-100-916-11	CERAMIC CHIP	0.1μF	10%	16V	C5812	1-100-906-11	CERAMIC CHIP	0.01μF	10%	16V
C5525	1-100-905-11	CERAMIC CHIP	0.001μF	10%	50V	C5813	1-126-390-11	ELECT CHIP	22μF	20%	6.3V
C5526	1-100-916-11	CERAMIC CHIP	0.1μF	10%	16V	C5814	1-124-779-00	ELECT CHIP	10μF	20%	16V



REF. NO.	PART NO.	DESCRIPTION	VALUES			REF. NO.	PART NO.	DESCRIPTION	VALUES		
C5818	1-164-874-11	CERAMIC CHIP	100pF	5%	50V	C5870	1-100-905-11	CERAMIC CHIP	0.001μF	10%	50V
C5819	1-100-916-11	CERAMIC CHIP	0.1μF	10%	16V	C5871	1-164-854-11	CERAMIC CHIP	15pF	5%	50V
C5820	1-164-874-11	CERAMIC CHIP	100pF	5%	50V	C5872	1-100-905-11	CERAMIC CHIP	0.001μF	10%	50V
C5821	1-164-874-11	CERAMIC CHIP	100pF	5%	50V	C5873	1-164-852-11	CERAMIC CHIP	12pF	5%	50V
C5827	1-126-394-11	ELECT CHIP	10μF	20%	16V	C5874	1-100-905-11	CERAMIC CHIP	0.001μF	10%	50V
C5828	1-164-874-11	CERAMIC CHIP	100pF	5%	50V	C5875	1-100-905-11	CERAMIC CHIP	0.001μF	10%	50V
C5829	1-100-905-11	CERAMIC CHIP	0.001μF	10%	50V	C5876	1-100-916-11	CERAMIC CHIP	0.1μF	10%	16V
C5832	1-100-916-11	CERAMIC CHIP	0.1μF	10%	16V	C5877	1-100-916-11	CERAMIC CHIP	0.1μF	10%	16V
C5833	1-100-566-91	CERAMIC CHIP	0.1μF	10%	25V	C5878	1-100-916-11	CERAMIC CHIP	0.1μF	10%	16V
C5834	1-126-396-11	ELECT CHIP	47μF	20%	16V	C5879	1-126-394-11	ELECT CHIP	10μF	20%	16V
C5835	1-127-573-11	CERAMIC CHIP	1μF	10%	16V	C5880	1-126-394-11	ELECT CHIP	10μF	20%	16V
C5836	1-127-573-11	CERAMIC CHIP	1μF	10%	16V	C5881	1-100-905-11	CERAMIC CHIP	0.001μF	10%	50V
C5837	1-112-064-11	CERAMIC CHIP	2.2μF	10%	10V	C5882	1-100-905-11	CERAMIC CHIP	0.001μF	10%	50V
C5838	1-112-064-11	CERAMIC CHIP	2.2μF	10%	10V	C5883	1-100-905-11	CERAMIC CHIP	0.001μF	10%	50V
C5839	1-164-936-11	CERAMIC CHIP	680pF	10%	50V	C5884	1-100-905-11	CERAMIC CHIP	0.001μF	10%	50V
C5840	1-164-936-11	CERAMIC CHIP	680pF	10%	50V	C5885	1-100-905-11	CERAMIC CHIP	0.001μF	10%	50V
C5841	1-112-067-11	CERAMIC CHIP	0.22μF	10%	16V	C5886	1-100-905-11	CERAMIC CHIP	0.001μF	10%	50V
C5842	1-164-874-11	CERAMIC CHIP	100pF	5%	50V	C5887	1-100-916-11	CERAMIC CHIP	0.1μF	10%	16V
C5843	1-100-905-11	CERAMIC CHIP	0.001μF	10%	50V	C5888	1-100-916-11	CERAMIC CHIP	0.1μF	10%	16V
C5844	1-100-916-11	CERAMIC CHIP	0.1μF	10%	16V	C5889	1-126-394-11	ELECT CHIP	10μF	20%	16V
C5845	1-100-905-11	CERAMIC CHIP	0.001μF	10%	50V	C5892	1-100-905-11	CERAMIC CHIP	0.001μF	10%	50V
C5846	1-100-905-11	CERAMIC CHIP	0.001μF	10%	50V	C5893	1-100-905-11	CERAMIC CHIP	0.001μF	10%	50V
C5847	1-100-905-11	CERAMIC CHIP	0.001μF	10%	50V	C5894	1-100-905-11	CERAMIC CHIP	0.001μF	10%	50V
C5848	1-100-905-11	CERAMIC CHIP	0.001μF	10%	50V	C5895	1-100-906-11	CERAMIC CHIP	0.01μF	10%	16V
C5849	1-100-905-11	CERAMIC CHIP	0.001μF	10%	50V	C5896	1-100-905-11	CERAMIC CHIP	0.001μF	10%	50V
C5850	1-100-905-11	CERAMIC CHIP	0.001μF	10%	50V	C5897	1-100-906-11	CERAMIC CHIP	0.01μF	10%	16V
C5851	1-100-905-11	CERAMIC CHIP	0.001μF	10%	50V	C5900	1-100-906-11	CERAMIC CHIP	0.01μF	10%	16V
C5852	1-100-905-11	CERAMIC CHIP	0.001μF	10%	50V	C5901	1-100-916-11	CERAMIC CHIP	0.1μF	10%	16V
C5853	1-100-905-11	CERAMIC CHIP	0.001μF	10%	50V	C5902	1-100-906-11	CERAMIC CHIP	0.01μF	10%	16V
C5854	1-100-916-11	CERAMIC CHIP	0.1μF	10%	16V	C5903	1-100-916-11	CERAMIC CHIP	0.1μF	10%	16V
C5855	1-126-394-11	ELECT CHIP	10μF	20%	16V	C5904	1-100-916-11	CERAMIC CHIP	0.1μF	10%	16V
C5856	1-100-916-11	CERAMIC CHIP	0.1μF	10%	16V	C5905	1-100-906-11	CERAMIC CHIP	0.01μF	10%	16V
C5857	1-100-916-11	CERAMIC CHIP	0.1μF	10%	16V	C5906	1-100-916-11	CERAMIC CHIP	0.1μF	10%	16V
C5858	1-126-394-11	ELECT CHIP	10μF	20%	16V	C5907	1-100-916-11	CERAMIC CHIP	0.1μF	10%	16V
C5859	1-100-916-11	CERAMIC CHIP	0.1μF	10%	16V	C5908	1-100-906-11	CERAMIC CHIP	0.01μF	10%	16V
C5860	1-100-905-11	CERAMIC CHIP	0.001μF	10%	50V	C5909	1-100-906-11	CERAMIC CHIP	0.01μF	10%	16V
C5861	1-100-916-11	CERAMIC CHIP	0.1μF	10%	16V	C5910	1-100-906-11	CERAMIC CHIP	0.01μF	10%	16V
C5862	1-100-905-11	CERAMIC CHIP	0.001μF	10%	50V	C5911	1-100-916-11	CERAMIC CHIP	0.1μF	10%	16V
C5863	1-100-905-11	CERAMIC CHIP	0.001μF	10%	50V	C5912	1-100-916-11	CERAMIC CHIP	0.1μF	10%	16V
C5864	1-100-905-11	CERAMIC CHIP	0.001μF	10%	50V	C7000	1-100-591-91	CERAMIC CHIP	1μF	10%	25V
C5865	1-100-905-11	CERAMIC CHIP	0.001μF	10%	50V	C7001	1-112-064-11	CERAMIC CHIP	2.2μF	10%	10V
C5866	1-100-905-11	CERAMIC CHIP	0.001μF	10%	50V	C7002	1-112-064-11	CERAMIC CHIP	2.2μF	10%	10V
C5867	1-100-905-11	CERAMIC CHIP	0.001μF	10%	50V	C7003	1-164-315-11	CERAMIC CHIP	470pF	5%	50V
C5868	1-100-905-11	CERAMIC CHIP	0.001μF	10%	50V	C7004	1-164-315-11	CERAMIC CHIP	470pF	5%	50V
C5869	1-100-905-11	CERAMIC CHIP	0.001μF	10%	50V	C7005	1-162-967-11	CERAMIC CHIP	0.0033μF	10%	50V



REF. NO.	PART NO.	DESCRIPTION	VALUES	REF. NO.	PART NO.	DESCRIPTION	VALUES
C7006	1-162-966-11	CERAMIC CHIP	0.0022μF 10% 50V	C7060	1-135-595-11	ELECT	100μF 20% 6.3V
C7007	1-100-552-21	ELECT CHIP	10μF 20% 25V	C7062	1-135-342-21	ELECT CHIP	56μF 20% 10V
C7008	1-164-004-11	CERAMIC CHIP	0.1μF 10% 25V	C7065	1-112-161-21	ELECT CHIP	1000μF 20% 6.3V
C7009	1-162-927-11	CERAMIC CHIP	100pF 5% 50V	C7067	1-112-797-11	ELECT CHIP	470μF 20% 25V
C7010	1-112-797-11	ELECT CHIP	470μF 20% 25V	C7068	1-164-874-11	CERAMIC CHIP	100pF 5% 50V
C7011	1-115-339-11	CERAMIC CHIP	0.1μF 10% 50V	C7069	1-164-874-11	CERAMIC CHIP	100pF 5% 50V
C7012	1-100-566-91	CERAMIC CHIP	0.1μF 10% 25V	C7070	1-100-905-11	CERAMIC CHIP	0.001μF 10% 50V
C7013	1-100-591-91	CERAMIC CHIP	1μF 10% 25V	C7079	1-164-874-11	CERAMIC CHIP	100pF 5% 50V
C7014	1-100-591-91	CERAMIC CHIP	1μF 10% 25V	C7080	1-164-874-11	CERAMIC CHIP	100pF 5% 50V
C7015	1-164-004-11	CERAMIC CHIP	0.1μF 10% 25V	C7081	1-164-874-11	CERAMIC CHIP	100pF 5% 50V
C7016	1-100-591-91	CERAMIC CHIP	1μF 10% 25V	C7082	1-100-905-11	CERAMIC CHIP	0.001μF 10% 50V
C7017	1-164-004-11	CERAMIC CHIP	0.1μF 10% 25V	C7083	1-100-905-11	CERAMIC CHIP	0.001μF 10% 50V
C7019	1-112-161-21	ELECT CHIP	1000μF 20% 6.3V	C7084	1-164-874-11	CERAMIC CHIP	100pF 5% 50V
C7020	1-164-934-11	CERAMIC CHIP	330pF 10% 50V	C7085	1-100-905-11	CERAMIC CHIP	0.001μF 10% 50V
C7022	1-100-911-11	CERAMIC CHIP	4.7μF 10% 25V	C7088	1-164-874-11	CERAMIC CHIP	100pF 5% 50V
C7023	1-100-911-11	CERAMIC CHIP	4.7μF 10% 25V	C7089	1-100-905-11	CERAMIC CHIP	0.001μF 10% 50V
C7025	1-125-827-91	CERAMIC CHIP	1μF 10% 25V	<b>CONNECTOR</b>			
C7026	1-125-827-91	CERAMIC CHIP	1μF 10% 25V	CN4001	1-819-390-51	FFC/FPC CONNECTOR (ZIF)	49P
C7027	1-164-939-11	CERAMIC CHIP	0.0022μF 10% 50V	CN4002	1-819-447-11	HEADER ASSEMBLY FOR PWB	
C7028	1-119-923-11	CERAMIC CHIP	0.047μF 10% 10V	CN4003	1-779-331-51	CONNECTOR, FFC/FPC	14P
C7029	1-100-566-91	CERAMIC CHIP	0.1μF 10% 25V	CN4004	1-779-936-51	CONNECTOR, FFC/FPC	18P
C7030	1-100-566-91	CERAMIC CHIP	0.1μF 10% 25V	CN4007	1-819-336-11	HEADER ASSEMBLY FOR PWB	
C7031	1-100-551-21	ELECT CHIP	22μF 20% 20V	CN4008	1-820-187-11	HEADER ASSEMBLY (PRINT PWB)	10P
C7032	1-135-346-21	ELECT CHIP	39μF 20% 16V	CN4300	1-819-337-11	HEADER ASSEMBLY FOR PWB	
C7033	1-100-566-91	CERAMIC CHIP	0.1μF 10% 25V	CN4400	1-820-284-11	D SUB CONNECTOR	
C7034	1-164-004-11	CERAMIC CHIP	0.1μF 10% 25V	CN4701	1-819-461-11	HEADER ASSEMBLY FOR PWB	
C7035	1-164-004-11	CERAMIC CHIP	0.1μF 10% 25V	CN4702	1-820-252-51	FFC/FPC CONNECTOR (ZIF)	40P
C7036	1-162-970-11	CERAMIC CHIP	0.01μF 10% 25V	CN5003	1-820-506-11	HEADER ASSEMBLY FOR PWB	
C7037	1-162-970-11	CERAMIC CHIP	0.01μF 10% 25V	CN5800	1-818-737-11	HDMI CONNECTOR	
C7039	1-100-905-11	CERAMIC CHIP	0.001μF 10% 50V	CN5801	1-818-737-11	HDMI CONNECTOR	
C7040	1-100-916-11	CERAMIC CHIP	0.1μF 10% 16V	* CN7002	1-780-408-11	TERMINAL	
C7041	1-100-567-81	CERAMIC CHIP	0.01μF 10% 25V	* CN7003	1-780-408-11	TERMINAL	
C7042	1-112-066-11	CERAMIC CHIP	10μF 10% 10V	* CN7004	1-780-408-11	TERMINAL	
C7043	1-164-939-11	CERAMIC CHIP	0.0022μF 10% 50V	* CN7005	1-780-408-11	TERMINAL	
C7044	1-100-909-11	CERAMIC CHIP	10μF 10% 6.3V	CN7008	1-820-186-11	HEADER ASSEMBLY (PRINT PWB)	
C7045	1-131-661-21	ELECT CHIP	100μF 20% 10V	CN7009	1-820-186-11	HEADER ASSEMBLY (PRINT PWB)	
C7046	1-100-906-11	CERAMIC CHIP	0.01μF 10% 16V	* CN7010	1-780-408-11	TERMINAL	
C7047	1-165-672-21	ELECT CHIP	47μF 20% 10V	* CN7011	1-780-408-11	TERMINAL	
C7048	1-164-878-11	CERAMIC CHIP	150pF 5% 50V	* CN7012	1-780-408-11	TERMINAL	
C7049	1-100-566-91	CERAMIC CHIP	0.1μF 10% 25V	* CN7013	1-780-408-11	TERMINAL	
C7050	1-126-392-11	ELECT CHIP	100μF 20% 6.3V	* CN7014	1-780-408-11	TERMINAL	
C7051	1-100-566-91	CERAMIC CHIP	0.1μF 10% 25V	* CN7015	1-780-408-11	TERMINAL	
C7054	1-100-916-11	CERAMIC CHIP	0.1μF 10% 16V	* CN7016	1-780-408-11	TERMINAL	
C7056	1-100-905-11	CERAMIC CHIP	0.001μF 10% 50V	* CN7017	1-780-408-11	TERMINAL	
C7057	1-112-046-11	CERAMIC CHIP	4.7μF 10% 6.3V	* CN7018	1-780-408-11	TERMINAL	
C7058	1-100-906-11	CERAMIC CHIP	0.01μF 10% 16V	* CN7019	1-780-408-11	TERMINAL	

NOTE: The components identified by shading and  $\triangle$  mark are critical for safety. Replace only with part number specified.

NOTE: Les composants identifiés par un triangle et une marque  $\triangle$  sont critiques pour la sécurité. Ne les remplacer que par une pièce portant le numéro spécifié.



REF. NO.	PART NO.	DESCRIPTION	VALUES	REF. NO.	PART NO.	DESCRIPTION	VALUES
<b>DIODE</b>				FB4012	1-400-807-21	FERRITE	0 $\mu$ H
D4002	8-719-058-24	DIODE	RB501V-40TE-17	FB4013	1-400-807-21	FERRITE	0 $\mu$ H
D4006	8-719-073-01	DIODE	MA111-(K8).S0	FB4014	1-400-807-21	FERRITE	0 $\mu$ H
D4007	8-719-077-59	DIODE	1PS302	FB4015	1-400-807-21	FERRITE	0 $\mu$ H
D4020	8-719-422-46	DIODE	MA8056	FB4016	1-400-807-21	FERRITE	0 $\mu$ H
D4021	8-719-422-46	DIODE	MA8056	FB4017	1-400-794-21	FERRITE	0 $\mu$ H
D4400	8-719-422-46	DIODE	MA8056	FB4018	1-400-794-21	FERRITE	0 $\mu$ H
D4401	8-719-422-46	DIODE	MA8056	FB4019	1-400-591-22	FERRITE	0 $\mu$ H
D4402	8-719-422-46	DIODE	MA8056	FB4020	1-400-141-22	FERRITE	0 $\mu$ H
D4403	8-719-050-38	DIODE	M1MA152WK-T1	FB4021	1-400-141-22	FERRITE	0 $\mu$ H
D4500	8-719-056-84	DIODE	UDZ-TE-17-7.5B	FB4022	1-400-807-21	FERRITE	0 $\mu$ H
D4508	8-719-073-01	DIODE	MA111-(K8).S0	FB4023	1-400-807-21	FERRITE	0 $\mu$ H
D4509	8-719-073-01	DIODE	MA111-(K8).S0	FB4320	1-400-141-22	FERRITE	0 $\mu$ H
D4510	8-719-073-01	DIODE	MA111-(K8).S0	FB4321	1-400-141-22	FERRITE	0 $\mu$ H
D4511	8-719-073-01	DIODE	MA111-(K8).S0	FB4400	1-469-100-21	FERRITE	0 $\mu$ H
D5801	8-719-073-01	DIODE	MA111-(K8).S0	FB4401	1-469-100-21	FERRITE	0 $\mu$ H
D5802	8-719-073-01	DIODE	MA111-(K8).S0	FB4402	1-469-100-21	FERRITE	0 $\mu$ H
D5804	8-719-073-01	DIODE	MA111-(K8).S0	FB4404	1-469-100-21	FERRITE	0 $\mu$ H
D5813	8-719-073-01	DIODE	MA111-(K8).S0	FB4405	1-400-141-22	FERRITE	0 $\mu$ H
D7000	6-500-215-01	DIODE	M2FM3	FB5000	1-400-461-21	FERRITE	0 $\mu$ H
D7001	8-719-072-43	DIODE	RB050L-40TE25	FB5001	1-400-461-21	FERRITE	0 $\mu$ H
D7002	6-500-294-01	DIODE	PTZ-TE25-3.9B	FB5002	1-400-461-21	FERRITE	0 $\mu$ H
D7003	6-500-294-01	DIODE	PTZ-TE25-3.9B	FB5003	1-400-461-21	FERRITE	0 $\mu$ H
D7004	8-719-072-43	DIODE	RB050L-40TE25	FB5004	1-400-461-21	FERRITE	0 $\mu$ H
D7005	8-719-072-43	DIODE	RB050L-40TE25	FB5005	1-400-461-21	FERRITE	0 $\mu$ H
D7006	8-719-073-01	DIODE	MA111-(K8).S0	FB5006	1-400-461-21	FERRITE	0 $\mu$ H
D7007	8-719-072-43	DIODE	RB050L-40TE25	FB5008	1-400-794-21	FERRITE	0 $\mu$ H
D7008	8-719-068-71	DIODE	PTZ-TE25-13A	FB5300	1-400-794-21	FERRITE	0 $\mu$ H
D7009	8-719-084-56	DIODE	PTZ-TE25-15B	FB5301	1-400-794-21	FERRITE	0 $\mu$ H
D7010	6-500-295-01	DIODE	PTZ-TE25-5.6B	FB5302	1-400-794-21	FERRITE	0 $\mu$ H
<b>FUSE</b>				FB5501	1-400-794-21	FERRITE	0 $\mu$ H
$\triangle$ F7000	1-576-603-21	FUSE	3.15A 24V	FB5502	1-400-794-21	FERRITE	0 $\mu$ H
<b>FERRITE BEAD</b>				FB5800	1-469-094-21	FERRITE	0 $\mu$ H
FB4001	1-414-227-11	FERRITE	0 $\mu$ H	FB5801	1-400-461-21	FERRITE	0 $\mu$ H
FB4002	1-400-177-21	FERRITE	0 $\mu$ H	FB5802	1-414-235-22	FERRITE	0 $\mu$ H
FB4004	1-400-110-21	FERRITE	0 $\mu$ H	FB5803	1-414-235-22	FERRITE	0 $\mu$ H
FB4005	1-400-110-21	FERRITE	0 $\mu$ H	FB5804	1-400-461-21	FERRITE	0 $\mu$ H
FB4006	1-400-110-21	FERRITE	0 $\mu$ H	FB5805	1-400-461-21	FERRITE	0 $\mu$ H
FB4007	1-400-110-21	FERRITE	0 $\mu$ H	FB5806	1-414-235-22	FERRITE	0 $\mu$ H
FB4008	1-400-331-11	FERRITE	0 $\mu$ H	FB5807	1-400-461-21	FERRITE	0 $\mu$ H
FB4009	1-400-807-21	FERRITE	0 $\mu$ H	FB5808	1-400-382-11	FERRITE	0 $\mu$ H
FB4010	1-400-591-22	FERRITE	0 $\mu$ H	FB5809	1-400-382-11	FERRITE	0 $\mu$ H
FB4011	1-400-807-21	FERRITE	0 $\mu$ H	FB7000	1-400-794-21	FERRITE	0 $\mu$ H
				FB7001	1-414-445-11	FERRITE	0 $\mu$ H
				FB7002	1-414-445-11	FERRITE	0 $\mu$ H

NOTE: The components identified by shading and  $\triangle$  mark are critical for safety. Replace only with part number specified.

NOTE: Les composants identifiés par un triangle et une marque  $\triangle$  sont critiques pour la sécurité. Ne les remplacer que par une pièce portant le numéro spécifié.



REF. NO.	PART NO.	DESCRIPTION	VALUES	REF. NO.	PART NO.	DESCRIPTION	VALUES
FB7003	1-414-445-11	FERRITE	0 $\mu$ H	IC5802	6-709-927-01	IC	RT8H225C-TP-2
FB7004	1-400-591-22	FERRITE	0 $\mu$ H	IC5803	6-704-001-01	IC	BR24L02F-WE2
FB7005	1-400-110-21	FERRITE	0 $\mu$ H	IC5805	6-709-498-01	IC	SII9023CTU
FB7006	1-400-110-21	FERRITE	0 $\mu$ H	IC5806	6-705-403-01	IC	PQ070XZ01ZPH
FB7007	1-400-110-21	FERRITE	0 $\mu$ H	$\triangle$ IC7000	6-707-927-01	IC	BD9775FV
FB7008	1-400-110-21	FERRITE	0 $\mu$ H	IC7001	6-702-142-01	IC	PQ1CY1032ZP
FB7009	1-400-591-22	FERRITE	0 $\mu$ H	IC7002	6-710-037-01	IC	MB39C011ApFT-G-BND-ERE1
FB7010	1-400-591-22	FERRITE	0 $\mu$ H	IC7003	6-708-862-01	IC	MM1662FTRE
FB7011	1-400-591-22	FERRITE	0 $\mu$ H	IC7005	6-705-469-01	IC	BA50BC0FP-E2
FB7014	1-400-591-22	FERRITE	0 $\mu$ H				
	<b>FILTER</b>						
FL4001	1-234-177-21	FERRITE	0 $\mu$ H				
FL5300	1-234-177-21	FERRITE	0 $\mu$ H				
FL5301	1-234-177-21	FERRITE	0 $\mu$ H				
FL5302	1-234-177-21	FERRITE	0 $\mu$ H				
FL5303	1-234-177-21	FERRITE	0 $\mu$ H				
FL5304	1-234-177-21	FERRITE	0 $\mu$ H				
FL5306	1-234-177-21	FERRITE	0 $\mu$ H				
FL5500	1-234-177-21	FERRITE	0 $\mu$ H				
FL5501	1-234-177-21	FERRITE	0 $\mu$ H				
FL5800	1-234-177-21	FERRITE	0 $\mu$ H				
FL5801	1-234-177-21	FERRITE	0 $\mu$ H				
FL5802	1-234-177-21	FERRITE	0 $\mu$ H				
	<b>IC</b>						
IC4001	6-708-219-01	IC	MB91305PMC-G-BNDE1				
IC4002	6-806-760-01	IC	MX29LV160CTTI-70G-WAX2FU-01				
IC4004	6-703-175-01	IC	PST3629UL				
IC4005	6-710-121-01	IC	M24256-BWMN6TP(A)				
IC4006	6-709-512-01	IC	S-1132B18-M5T1G				
IC4007	6-706-815-01	IC	TMP75AIDR				
IC4008	8-759-549-03	IC	SN74LV132APWR				
IC4009	6-709-517-01	IC	S-35390A-J8T1G				
IC4010	6-708-762-01	IC	PQ200WNA1ZPH				
IC4400	6-704-600-01	IC	M24C02-WMN6T(B)				
IC4401	8-759-679-54	IC	SN74LVC14APWR				
IC5000	6-709-896-01	IC	CXD9887GG				
IC5001	6-706-491-01	IC	TC7SH86FU(T5RSOYJF)				
IC5002	8-759-651-59	IC	SN74CBTLV3245APWR				
IC5003	8-759-651-59	IC	SN74CBTLV3245APWR				
* IC5004	6-703-108-01	IC	SN74LVC2G04DCKR				
IC5500	6-710-089-01	IC	K4D263238I-VC50T				
IC5501	6-710-089-01	IC	K4D263238I-VC50T				
IC5800	6-704-819-01	IC	CS4335-KSZR				
IC5801	6-704-001-01	IC	BR24L02F-WE2				
				<b>JACK</b>			
				J4400	1-820-638-11	JACK (SMALL TYPE)	
				<b>COIL</b>			
				L4701	1-400-177-21	FERRITE	0 $\mu$ H
				L5000	1-457-360-21	INDUCTOR	0 $\mu$ H
				L5001	1-457-360-21	INDUCTOR	0 $\mu$ H
				L5002	1-457-360-21	INDUCTOR	0 $\mu$ H
				L5003	1-457-360-21	INDUCTOR	0 $\mu$ H
				L5004	1-457-360-21	INDUCTOR	0 $\mu$ H
				L5006	1-457-360-21	INDUCTOR	0 $\mu$ H
				L5007	1-457-360-21	INDUCTOR	0 $\mu$ H
				L5008	1-457-360-21	INDUCTOR	0 $\mu$ H
				L5009	1-457-360-21	INDUCTOR	0 $\mu$ H
				L5010	1-457-360-21	INDUCTOR	0 $\mu$ H
				L5012	1-400-177-21	FERRITE	0 $\mu$ H
				L5200	1-469-561-21	INDUCTOR	100 $\mu$ H
				L5300	1-469-551-21	INDUCTOR	2.2 $\mu$ H
				L5301	1-469-551-21	INDUCTOR	2.2 $\mu$ H
				L5302	1-469-551-21	INDUCTOR	2.2 $\mu$ H
				L5303	1-469-551-21	INDUCTOR	2.2 $\mu$ H
				L5304	1-412-054-21	INDUCTOR	2.2 $\mu$ H
				L5305	1-400-177-21	FERRITE	0 $\mu$ H
				L5804	1-469-555-21	INDUCTOR	10 $\mu$ H
				L5805	1-469-555-21	INDUCTOR	10 $\mu$ H
				L7000	1-400-175-21	INDUCTOR	47 $\mu$ H
				L7001	1-457-041-21	INDUCTOR	10 $\mu$ H
				L7002	1-456-787-21	INDUCTOR	10 $\mu$ H
				L7003	1-481-080-11	INDUCTOR	22 $\mu$ H
				L7004	1-481-083-11	INDUCTOR	22 $\mu$ H
				L7005	1-424-797-21	INDUCTOR	10 $\mu$ H
				L7007	1-400-790-21	INDUCTOR	4.7 $\mu$ H



NOTE: The components identified by shading and  $\Delta$  mark are critical for safety. Replace only with part number specified.

NOTE: Les composants identifiés par un trame et une marque  $\Delta$  sont critiques pour la sécurité. Ne les remplacer que par une pièce portant le numéro spécifié.



REF. NO.	PART NO.	DESCRIPTION	VALUES	REF. NO.	PART NO.	DESCRIPTION	VALUES
<b>IC LINK</b>				Q7015	8-729-028-77	TRANSISTOR	DTA115EUA-T106
PS4400	1-576-122-21	IC LINK	0.4A 72V	Q7016	8-729-029-00	TRANSISTOR	DTC115EUA-T106
$\Delta$ PS7000	1-576-603-21	FUSE	3.15A 24V	<b>RESISTOR</b>			
<b>TRANSISTOR</b>				R4002	1-216-864-11	SHORT CHIP	
Q4001	6-551-387-01	TRANSISTOR	SSM6N16FU	R4003	1-218-961-11	RES-CHIP	4.7K 5% 1/16W
Q4003	8-729-028-74	TRANSISTOR	DTA114TUA-T106	R4004	1-218-961-11	RES-CHIP	4.7K 5% 1/16W
Q4004	8-729-013-28	TRANSISTOR	HN1B01FU-TE85R	R4005	1-216-821-11	METAL CHIP	1K 5% 1/10W
Q4005	8-729-028-74	TRANSISTOR	DTA114TUA-T106	R4007	1-218-937-11	RES-CHIP	47 5% 1/16W
Q4006	8-729-029-04	TRANSISTOR	DTC123JUA-T106	R4008	1-218-937-11	RES-CHIP	47 5% 1/16W
Q4007	8-729-028-96	TRANSISTOR	DTC114EUA-T106	R4009	1-218-937-11	RES-CHIP	47 5% 1/16W
Q4285	8-729-029-00	TRANSISTOR	DTC115EUA-T106	R4010	1-218-990-81	SHORT CHIP	
Q4286	8-729-028-77	TRANSISTOR	DTA115EUA-T106	R4011	1-216-864-11	SHORT CHIP	
Q4400	8-729-120-28	TRANSISTOR	2SC1623-L5L6	R4012	1-216-864-11	SHORT CHIP	
Q4401	8-729-120-28	TRANSISTOR	2SC1623-L5L6	R4013	1-216-801-11	METAL CHIP	22 5% 1/10W
Q4500	8-729-028-96	TRANSISTOR	DTC114EUA-T106	R4014	1-216-801-11	METAL CHIP	22 5% 1/10W
Q4502	8-729-028-96	TRANSISTOR	DTC114EUA-T106	R4015	1-216-864-11	SHORT CHIP	
Q4503	8-729-028-96	TRANSISTOR	DTC114EUA-T106	R4016	1-216-801-11	METAL CHIP	22 5% 1/10W
Q4504	8-729-028-96	TRANSISTOR	DTC114EUA-T106	R4017	1-216-801-11	METAL CHIP	22 5% 1/10W
Q4505	8-729-028-96	TRANSISTOR	DTC114EUA-T106	R4018	1-216-864-11	SHORT CHIP	
Q4506	8-729-028-96	TRANSISTOR	DTC114EUA-T106	R4019	1-216-864-11	SHORT CHIP	
Q4507	8-729-028-96	TRANSISTOR	DTC114EUA-T106	R4021	1-216-801-11	METAL CHIP	22 5% 1/10W
Q5200	8-729-602-36	TRANSISTOR	2SA1602-F	R4022	1-216-801-11	METAL CHIP	22 5% 1/10W
Q5201	8-729-602-36	TRANSISTOR	2SA1602-F	R4023	1-216-801-11	METAL CHIP	22 5% 1/10W
Q5800	8-729-028-96	TRANSISTOR	DTC114EUA-T106	R4024	1-216-801-11	METAL CHIP	22 5% 1/10W
Q5801	8-729-025-28	TRANSISTOR	2SK1828	R4025	1-216-864-11	SHORT CHIP	
Q5802	8-729-028-96	TRANSISTOR	DTC114EUA-T106	R4026	1-216-801-11	METAL CHIP	22 5% 1/10W
Q5803	8-729-025-28	TRANSISTOR	2SK1828	R4027	1-218-990-81	SHORT CHIP	
Q5804	8-729-120-28	TRANSISTOR	2SC1623-L5L6	R4028	1-216-864-11	SHORT CHIP	
Q5805	8-729-120-28	TRANSISTOR	2SC1623-L5L6	R4029	1-216-864-11	SHORT CHIP	
Q5807	6-551-364-01	TRANSISTOR	DTC614TUT106	R4031	1-218-887-11	METAL CHIP	47K 0.50% 1/10W
Q5808	6-551-364-01	TRANSISTOR	DTC614TUT106	R4032	1-216-864-11	SHORT CHIP	
Q5810	8-729-028-96	TRANSISTOR	DTC114EUA-T106	R4033	1-216-864-11	SHORT CHIP	
Q5812	6-550-014-01	TRANSISTOR	SSM6N15FU(TE85R)	R4034	1-218-863-11	METAL CHIP	4.7K 0.50% 1/10W
Q5813	6-550-014-01	TRANSISTOR	SSM6N15FU(TE85R)	R4035	1-216-864-11	SHORT CHIP	
Q7000	6-550-652-01	TRANSISTOR	FDS4435A	R4036	1-218-963-11	RES-CHIP	6.8K 5% 1/16W
Q7001	6-550-828-01	TRANSISTOR	RSQ035P03TR	R4037	1-218-867-11	METAL CHIP	6.8K 0.50% 1/10W
Q7002	6-550-828-01	TRANSISTOR	RSQ035P03TR	R4038	1-218-963-11	RES-CHIP	6.8K 5% 1/16W
* Q7003	6-550-663-01	TRANSISTOR	RSS100N03TB	R4039	1-216-864-11	SHORT CHIP	
Q7004	6-550-355-01	TRANSISTOR	RTQ045N03TR	R4045	1-218-965-11	RES-CHIP	10K 5% 1/16W
Q7005	6-550-851-01	TRANSISTOR	RSS050P03FTB	R4046	1-216-864-11	SHORT CHIP	
Q7007	8-729-602-21	TRANSISTOR	2SC4154-F	R4047	1-216-864-11	SHORT CHIP	
Q7008	8-729-028-96	TRANSISTOR	DTC114EUA-T106	R4048	1-216-864-11	SHORT CHIP	
* Q7009	6-550-663-01	TRANSISTOR	RSS100N03TB	R4049	1-218-965-11	RES-CHIP	10K 5% 1/16W
Q7012	8-729-029-00	TRANSISTOR	DTC115EUA-T106				



REF. NO.	PART NO.	DESCRIPTION	VALUES			REF. NO.	PART NO.	DESCRIPTION	VALUES		
R4052	1-216-864-11	SHORT CHIP				R4186	1-218-990-81	SHORT CHIP			
R4055	1-218-990-81	SHORT CHIP				R4188	1-218-990-81	SHORT CHIP			
R4056	1-218-990-81	SHORT CHIP				R4190	1-208-886-81	METAL CHIP	910	0.50%	1/16W
R4059	1-216-864-11	SHORT CHIP				R4191	1-218-969-11	RES-CHIP	22K	5%	1/16W
R4064	1-218-965-11	RES-CHIP	10K	5%	1/16W	R4192	1-218-941-81	RES-CHIP	100	5%	1/16W
R4065	1-218-965-11	RES-CHIP	10K	5%	1/16W	R4193	1-218-965-11	RES-CHIP	10K	5%	1/16W
R4067	1-216-864-11	SHORT CHIP				R4195	1-218-990-81	SHORT CHIP			
R4068	1-218-990-81	SHORT CHIP				R4196	1-218-965-11	RES-CHIP	10K	5%	1/16W
R4069	1-208-855-81	METAL CHIP	47	0.50%	1/16W	R4198	1-218-990-81	SHORT CHIP			
R4070	1-216-864-11	SHORT CHIP				R4199	1-218-941-81	RES-CHIP	100	5%	1/16W
R4071	1-218-990-81	SHORT CHIP				R4205	1-218-990-81	SHORT CHIP			
R4074	1-218-990-81	SHORT CHIP				R4206	1-218-965-11	RES-CHIP	10K	5%	1/16W
R4075	1-218-965-11	RES-CHIP	10K	5%	1/16W	R4207	1-218-949-11	RES-CHIP	470	5%	1/16W
R4076	1-218-965-11	RES-CHIP	10K	5%	1/16W	R4208	1-218-990-81	SHORT CHIP			
R4077	1-218-965-11	RES-CHIP	10K	5%	1/16W	R4209	1-218-990-81	SHORT CHIP			
R4078	1-216-864-11	SHORT CHIP				R4210	1-218-949-11	RES-CHIP	470	5%	1/16W
R4082	1-218-965-11	RES-CHIP	10K	5%	1/16W	R4211	1-218-965-11	RES-CHIP	10K	5%	1/16W
R4088	1-218-965-11	RES-CHIP	10K	5%	1/16W	R4212	1-218-949-11	RES-CHIP	470	5%	1/16W
R4092	1-216-864-11	SHORT CHIP				R4218	1-218-961-11	RES-CHIP	4.7K	5%	1/16W
R4093	1-216-864-11	SHORT CHIP				R4223	1-218-945-11	RES-CHIP	220	5%	1/16W
R4096	1-208-699-11	METAL CHIP	4.7K	0.50%	1/16W	R4224	1-218-990-81	SHORT CHIP			
R4097	1-208-679-11	METAL CHIP	680	0.50%	1/16W	R4225	1-218-937-11	RES-CHIP	47	5%	1/16W
R4098	1-208-691-11	METAL CHIP	2.2K	0.50%	1/16W	R4226	1-218-945-11	RES-CHIP	220	5%	1/16W
R4099	1-216-864-11	SHORT CHIP				R4227	1-218-937-11	RES-CHIP	47	5%	1/16W
R4100	1-216-864-11	SHORT CHIP				R4235	1-218-990-81	SHORT CHIP			
R4101	1-218-959-11	RES-CHIP	3.3K	5%	1/16W	R4239	1-218-990-81	SHORT CHIP			
R4103	1-218-965-11	RES-CHIP	10K	5%	1/16W	R4240	1-208-943-11	METAL CHIP	220K	0.50%	1/16W
R4111	1-218-933-11	RES-CHIP	22	5%	1/16W	R4242	1-218-941-81	RES-CHIP	100	5%	1/16W
R4113	1-218-933-11	RES-CHIP	22	5%	1/16W	R4243	1-216-809-11	METAL CHIP	100	5%	1/10W
R4120	1-216-864-11	SHORT CHIP				R4246	1-218-965-11	RES-CHIP	10K	5%	1/16W
R4121	1-216-864-11	SHORT CHIP				R4247	1-216-864-11	SHORT CHIP			
R4122	1-216-864-11	SHORT CHIP				R4255	1-400-591-22	FERRITE	0μH		
R4123	1-216-864-11	SHORT CHIP				R4256	1-400-591-22	FERRITE	0μH		
R4124	1-216-864-11	SHORT CHIP				R4257	1-400-591-22	FERRITE	0μH		
R4125	1-216-864-11	SHORT CHIP				R4258	1-400-591-22	FERRITE	0μH		
R4134	1-218-965-11	RES-CHIP	10K	5%	1/16W	R4259	1-400-591-22	FERRITE	0μH		
R4144	1-208-691-11	METAL CHIP	2.2K	0.50%	1/16W	R4260	1-400-591-22	FERRITE	0μH		
R4161	1-218-965-11	RES-CHIP	10K	5%	1/16W	R4261	1-400-591-22	FERRITE	0μH		
R4162	1-218-973-11	RES-CHIP	47K	5%	1/16W	R4262	1-400-591-22	FERRITE	0μH		
R4164	1-218-965-11	RES-CHIP	10K	5%	1/16W	R4263	1-400-591-22	FERRITE	0μH		
R4165	1-218-965-11	RES-CHIP	10K	5%	1/16W	R4264	1-400-591-22	FERRITE	0μH		
R4167	1-218-965-11	RES-CHIP	10K	5%	1/16W	R4265	1-400-591-22	FERRITE	0μH		
R4168	1-218-965-11	RES-CHIP	10K	5%	1/16W	R4266	1-216-864-11	SHORT CHIP			
R4169	1-216-864-11	SHORT CHIP				R4267	1-400-591-22	FERRITE	0μH		
R4180	1-218-965-11	RES-CHIP	10K	5%	1/16W	R4270	1-218-941-81	RES-CHIP	100	5%	1/16W



REF. NO.	PART NO.	DESCRIPTION	VALUES			REF. NO.	PART NO.	DESCRIPTION	VALUES		
R4271	1-218-990-81	SHORT CHIP				R4507	1-218-963-11	RES-CHIP	6.8K	5%	1/16W
R4272	1-218-990-81	SHORT CHIP				R4510	1-218-990-81	SHORT CHIP			
R4290	1-218-990-81	SHORT CHIP				R4515	1-208-935-11	METAL CHIP	100K	0.50%	1/16W
R4295	1-208-721-11	METAL CHIP	39K	0.50%	1/16W	R4516	1-208-721-11	METAL CHIP	39K	0.50%	1/16W
R4301	1-208-941-11	METAL CHIP	180K	0.50%	1/16W	R4517	1-208-935-11	METAL CHIP	100K	0.50%	1/16W
R4302	1-218-941-11	RES-CHIP	100	5%	1/16W	R4518	1-208-923-11	METAL CHIP	33K	0.50%	1/16W
R4307	1-218-990-81	SHORT CHIP				R4542	1-218-965-11	RES-CHIP	10K	5%	1/16W
R4308	1-218-990-81	SHORT CHIP				R4543	1-218-965-11	RES-CHIP	10K	5%	1/16W
R4309	1-218-957-11	RES-CHIP	2.2K	5%	1/16W	R4544	1-218-965-11	RES-CHIP	10K	5%	1/16W
R4310	1-218-957-11	RES-CHIP	2.2K	5%	1/16W	R4545	1-218-977-11	RES-CHIP	100K	5%	1/16W
R4311	1-208-947-11	METAL CHIP	330K	0.50%	1/16W	R4546	1-218-965-11	RES-CHIP	10K	5%	1/16W
R4313	1-216-864-11	SHORT CHIP				R4547	1-218-965-11	RES-CHIP	10K	5%	1/16W
R4314	1-216-864-11	SHORT CHIP				R4705	1-218-990-81	SHORT CHIP			
R4315	1-216-864-11	SHORT CHIP				R4711	1-218-937-11	RES-CHIP	47	5%	1/16W
R4316	1-216-864-11	SHORT CHIP				R4712	1-218-937-11	RES-CHIP	47	5%	1/16W
R4400	1-216-805-11	METAL CHIP	47	5%	1/10W	R4713	1-218-933-11	RES-CHIP	22	5%	1/16W
R4401	1-216-805-11	METAL CHIP	47	5%	1/10W	R4715	1-218-969-11	RES-CHIP	22K	5%	1/16W
R4404	1-218-985-11	RES-CHIP	470K	5%	1/16W	R4716	1-218-969-11	RES-CHIP	22K	5%	1/16W
R4405	1-218-985-11	RES-CHIP	470K	5%	1/16W	R4717	1-218-969-11	RES-CHIP	22K	5%	1/16W
R4406	1-216-833-11	METAL CHIP	10K	5%	1/10W	R4718	1-218-969-11	RES-CHIP	22K	5%	1/16W
R4407	1-208-683-11	METAL CHIP	1K	0.50%	1/16W	R4719	1-216-864-11	SHORT CHIP			
R4408	1-208-683-11	METAL CHIP	1K	0.50%	1/16W	R4720	1-216-864-11	SHORT CHIP			
R4409	1-216-833-11	METAL CHIP	10K	5%	1/10W	R4721	1-218-937-11	RES-CHIP	47	5%	1/16W
R4410	1-216-805-11	METAL CHIP	47	5%	1/10W	R4722	1-218-937-11	RES-CHIP	47	5%	1/16W
R4411	1-216-805-11	METAL CHIP	47	5%	1/10W	R4724	1-218-990-81	SHORT CHIP			
R4412	1-218-827-11	METAL CHIP	150	0.50%	1/10W	R4725	1-218-965-11	RES-CHIP	10K	5%	1/16W
R4413	1-218-827-11	METAL CHIP	150	0.50%	1/10W	R4726	1-218-965-11	RES-CHIP	10K	5%	1/16W
R4414	1-218-827-11	METAL CHIP	150	0.50%	1/10W	R5004	1-218-990-81	SHORT CHIP			
R4415	1-218-827-11	METAL CHIP	150	0.50%	1/10W	R5007	1-218-990-81	SHORT CHIP			
R4416	1-216-821-11	METAL CHIP	1K	5%	1/10W	R5009	1-218-965-11	RES-CHIP	10K	5%	1/16W
R4417	1-218-827-11	METAL CHIP	150	0.50%	1/10W	R5012	1-218-965-11	RES-CHIP	10K	5%	1/16W
R4418	1-218-827-11	METAL CHIP	150	0.50%	1/10W	R5013	1-218-965-11	RES-CHIP	10K	5%	1/16W
R4419	1-216-845-11	METAL CHIP	100K	5%	1/10W	R5015	1-218-989-11	RES-CHIP	1M	5%	1/16W
R4421	1-216-801-11	METAL CHIP	22	5%	1/10W	R5017	1-218-990-81	SHORT CHIP			
R4422	1-216-801-11	METAL CHIP	22	5%	1/10W	R5018	1-218-941-11	RES-CHIP	100	5%	1/16W
R4423	1-216-801-11	METAL CHIP	22	5%	1/10W	R5019	1-208-699-11	METAL CHIP	4.7K	0.50%	1/16W
R4429	1-216-801-11	METAL CHIP	22	5%	1/10W	R5020	1-218-961-11	RES-CHIP	4.7K	5%	1/16W
R4430	1-216-801-11	METAL CHIP	22	5%	1/10W	R5021	1-218-961-11	RES-CHIP	4.7K	5%	1/16W
R4441	1-208-939-11	METAL CHIP	150K	0.50%	1/16W	R5022	1-218-961-11	RES-CHIP	4.7K	5%	1/16W
R4442	1-208-939-11	METAL CHIP	150K	0.50%	1/16W	R5024	1-218-965-11	RES-CHIP	10K	5%	1/16W
R4443	1-208-939-11	METAL CHIP	150K	0.50%	1/16W	R5032	1-218-961-11	RES-CHIP	4.7K	5%	1/16W
R4444	1-208-939-11	METAL CHIP	150K	0.50%	1/16W	R5039	1-218-935-11	RES-CHIP	33	5%	1/16W
R4445	1-216-821-11	METAL CHIP	1K	5%	1/10W	R5200	1-218-957-11	RES-CHIP	2.2K	5%	1/16W
R4446	1-216-821-11	METAL CHIP	1K	5%	1/10W	R5201	1-218-957-11	RES-CHIP	2.2K	5%	1/16W
R4506	1-218-963-11	RES-CHIP	6.8K	5%	1/16W	R5202	1-216-821-11	METAL CHIP	1K	5%	1/10W



REF. NO.	PART NO.	DESCRIPTION	VALUES			REF. NO.	PART NO.	DESCRIPTION	VALUES		
R5203	1-216-821-11	METAL CHIP	1K	5%	1/10W	R5259	1-218-990-81	SHORT CHIP			
R5204	1-218-957-11	RES-CHIP	2.2K	5%	1/16W	R5260	1-218-961-11	RES-CHIP	4.7K	5%	1/16W
R5205	1-218-957-11	RES-CHIP	2.2K	5%	1/16W	R5261	1-218-961-11	RES-CHIP	4.7K	5%	1/16W
R5206	1-216-821-11	METAL CHIP	1K	5%	1/10W	R5262	1-218-961-11	RES-CHIP	4.7K	5%	1/16W
R5207	1-216-821-11	METAL CHIP	1K	5%	1/10W	R5263	1-218-961-11	RES-CHIP	4.7K	5%	1/16W
R5209	1-218-961-11	RES-CHIP	4.7K	5%	1/16W	R5264	1-218-961-11	RES-CHIP	4.7K	5%	1/16W
R5210	1-218-961-11	RES-CHIP	4.7K	5%	1/16W	R5265	1-218-961-11	RES-CHIP	4.7K	5%	1/16W
R5211	1-218-961-11	RES-CHIP	4.7K	5%	1/16W	R5304	1-216-295-91	SHORT CHIP			
R5212	1-218-961-11	RES-CHIP	4.7K	5%	1/16W	R5500	1-218-661-11	METAL CHIP	51	0.50%	1/10W
R5213	1-218-961-11	RES-CHIP	4.7K	5%	1/16W	R5501	1-218-937-11	RES-CHIP	47	5%	1/16W
R5214	1-218-961-11	RES-CHIP	4.7K	5%	1/16W	R5502	1-218-661-11	METAL CHIP	51	0.50%	1/10W
R5215	1-218-961-11	RES-CHIP	4.7K	5%	1/16W	R5503	1-218-937-11	RES-CHIP	47	5%	1/16W
R5219	1-216-864-11	SHORT CHIP				R5504	1-218-933-11	RES-CHIP	22	5%	1/16W
R5220	1-216-864-11	SHORT CHIP				R5505	1-218-937-11	RES-CHIP	47	5%	1/16W
R5221	1-218-961-11	RES-CHIP	4.7K	5%	1/16W	R5506	1-218-937-11	RES-CHIP	47	5%	1/16W
R5222	1-218-961-11	RES-CHIP	4.7K	5%	1/16W	R5509	1-218-937-11	RES-CHIP	47	5%	1/16W
R5223	1-218-961-11	RES-CHIP	4.7K	5%	1/16W	R5510	1-218-937-11	RES-CHIP	47	5%	1/16W
R5224	1-218-933-11	RES-CHIP	22	5%	1/16W	R5511	1-218-933-11	RES-CHIP	22	5%	1/16W
R5225	1-218-933-11	RES-CHIP	22	5%	1/16W	R5512	1-218-933-11	RES-CHIP	22	5%	1/16W
R5226	1-218-990-81	SHORT CHIP				R5513	1-218-939-11	RES-CHIP	68	5%	1/16W
R5227	1-218-990-81	SHORT CHIP				R5514	1-218-939-11	RES-CHIP	68	5%	1/16W
R5228	1-218-990-81	SHORT CHIP				R5515	1-218-939-11	RES-CHIP	68	5%	1/16W
R5229	1-218-990-81	SHORT CHIP				R5516	1-218-939-11	RES-CHIP	68	5%	1/16W
R5230	1-218-990-81	SHORT CHIP				R5517	1-218-661-11	METAL CHIP	51	0.50%	1/10W
R5231	1-218-990-81	SHORT CHIP				R5518	1-218-937-11	RES-CHIP	47	5%	1/16W
R5232	1-218-990-81	SHORT CHIP				R5519	1-218-661-11	METAL CHIP	51	0.50%	1/10W
R5233	1-218-990-81	SHORT CHIP				R5520	1-218-937-11	RES-CHIP	47	5%	1/16W
R5234	1-218-990-81	SHORT CHIP				R5522	1-218-847-11	METAL CHIP	1K	0.50%	1/10W
R5235	1-218-961-11	RES-CHIP	4.7K	5%	1/16W	R5523	1-218-847-11	METAL CHIP	1K	0.50%	1/10W
R5236	1-218-961-11	RES-CHIP	4.7K	5%	1/16W	R5524	1-218-937-11	RES-CHIP	47	5%	1/16W
R5238	1-218-961-11	RES-CHIP	4.7K	5%	1/16W	R5525	1-218-937-11	RES-CHIP	47	5%	1/16W
R5239	1-218-961-11	RES-CHIP	4.7K	5%	1/16W	R5526	1-218-937-11	RES-CHIP	47	5%	1/16W
R5241	1-218-961-11	RES-CHIP	4.7K	5%	1/16W	R5527	1-218-937-11	RES-CHIP	47	5%	1/16W
R5243	1-218-961-11	RES-CHIP	4.7K	5%	1/16W	R5530	1-218-939-11	RES-CHIP	68	5%	1/16W
R5245	1-218-961-11	RES-CHIP	4.7K	5%	1/16W	R5531	1-218-939-11	RES-CHIP	68	5%	1/16W
R5247	1-218-990-81	SHORT CHIP				R5532	1-218-939-11	RES-CHIP	68	5%	1/16W
R5248	1-218-990-81	SHORT CHIP				R5533	1-218-939-11	RES-CHIP	68	5%	1/16W
R5251	1-218-990-81	SHORT CHIP				R5534	1-218-933-11	RES-CHIP	22	5%	1/16W
R5252	1-218-990-81	SHORT CHIP				R5535	1-218-933-11	RES-CHIP	22	5%	1/16W
R5253	1-218-990-81	SHORT CHIP				R5536	1-218-933-11	RES-CHIP	22	5%	1/16W
R5254	1-218-990-81	SHORT CHIP				R5537	1-218-933-11	RES-CHIP	22	5%	1/16W
R5255	1-218-990-81	SHORT CHIP				R5538	1-218-933-11	RES-CHIP	22	5%	1/16W
R5256	1-218-990-81	SHORT CHIP				R5539	1-218-933-11	RES-CHIP	22	5%	1/16W
R5257	1-218-990-81	SHORT CHIP				R5540	1-218-933-11	RES-CHIP	22	5%	1/16W
R5258	1-218-990-81	SHORT CHIP				R5541	1-218-933-11	RES-CHIP	22	5%	1/16W



REF. NO.	PART NO.	DESCRIPTION	VALUES			REF. NO.	PART NO.	DESCRIPTION	VALUES		
R5543	1-218-933-11	RES-CHIP	22	5%	1/16W	R5840	1-208-697-11	METAL CHIP	3.9K	0.50%	1/16W
R5544	1-218-933-11	RES-CHIP	22	5%	1/16W	R5841	1-208-697-11	METAL CHIP	3.9K	0.50%	1/16W
R5545	1-218-933-11	RES-CHIP	22	5%	1/16W	R5844	1-218-929-11	RES-CHIP	10	5%	1/16W
R5546	1-218-933-11	RES-CHIP	22	5%	1/16W	R5845	1-218-929-11	RES-CHIP	10	5%	1/16W
R5547	1-218-933-11	RES-CHIP	22	5%	1/16W	R5846	1-218-929-11	RES-CHIP	10	5%	1/16W
R5548	1-218-933-11	RES-CHIP	22	5%	1/16W	R5847	1-208-697-11	METAL CHIP	3.9K	0.50%	1/16W
R5549	1-218-933-11	RES-CHIP	22	5%	1/16W	R5848	1-218-929-11	RES-CHIP	10	5%	1/16W
R5550	1-218-933-11	RES-CHIP	22	5%	1/16W	R5849	1-218-929-11	RES-CHIP	10	5%	1/16W
R5802	1-218-929-11	RES-CHIP	10	5%	1/16W	R5850	1-218-929-11	RES-CHIP	10	5%	1/16W
R5803	1-208-683-11	METAL CHIP	1K	0.50%	1/16W	R5851	1-218-929-11	RES-CHIP	10	5%	1/16W
R5804	1-218-990-81	SHORT CHIP				R5856	1-218-929-11	RES-CHIP	10	5%	1/16W
R5805	1-218-929-11	RES-CHIP	10	5%	1/16W	R5857	1-208-697-11	METAL CHIP	3.9K	0.50%	1/16W
R5806	1-208-683-11	METAL CHIP	1K	0.50%	1/16W	R5859	1-208-697-11	METAL CHIP	3.9K	0.50%	1/16W
R5807	1-218-990-81	SHORT CHIP				R5860	1-218-957-11	RES-CHIP	2.2K	5%	1/16W
R5808	1-218-990-81	SHORT CHIP				R5861	1-218-957-11	RES-CHIP	2.2K	5%	1/16W
R5809	1-218-990-81	SHORT CHIP				R5862	1-208-939-11	METAL CHIP	150K	0.50%	1/16W
R5810	1-216-864-11	SHORT CHIP				R5863	1-208-939-11	METAL CHIP	150K	0.50%	1/16W
R5811	1-218-985-11	RES-CHIP	470K	5%	1/16W	R5864	1-216-821-11	METAL CHIP	1K	5%	1/10W
R5812	1-218-985-11	RES-CHIP	470K	5%	1/16W	R5865	1-208-939-11	METAL CHIP	150K	0.50%	1/16W
R5813	1-208-911-11	METAL CHIP	10K	0.50%	1/16W	R5866	1-208-939-11	METAL CHIP	150K	0.50%	1/16W
R5814	1-216-864-11	SHORT CHIP				R5867	1-216-821-11	METAL CHIP	1K	5%	1/10W
R5815	1-208-683-11	METAL CHIP	1K	0.50%	1/16W	R5870	1-218-953-11	RES-CHIP	1K	5%	1/16W
R5816	1-208-683-11	METAL CHIP	1K	0.50%	1/16W	R5871	1-218-935-11	RES-CHIP	33	5%	1/16W
R5817	1-218-941-81	RES-CHIP	100	5%	1/16W	R5872	1-218-973-11	RES-CHIP	47K	5%	1/16W
R5818	1-218-941-81	RES-CHIP	100	5%	1/16W	R5873	1-218-973-11	RES-CHIP	47K	5%	1/16W
R5819	1-218-990-81	SHORT CHIP				R5875	1-218-989-11	RES-CHIP	1M	5%	1/16W
R5820	1-218-990-81	SHORT CHIP				R5877	1-218-956-11	RES-CHIP	1.8K	5%	1/16W
R5821	1-208-911-11	METAL CHIP	10K	0.50%	1/16W	R5878	1-218-989-11	RES-CHIP	1M	5%	1/16W
R5822	1-218-973-11	RES-CHIP	47K	5%	1/16W	R5879	1-218-990-81	SHORT CHIP			
R5823	1-218-941-81	RES-CHIP	100	5%	1/16W	R5881	1-218-961-11	RES-CHIP	4.7K	5%	1/16W
R5824	1-218-941-81	RES-CHIP	100	5%	1/16W	R5882	1-218-965-11	RES-CHIP	10K	5%	1/16W
R5825	1-208-697-11	METAL CHIP	3.9K	0.50%	1/16W	R5883	1-220-876-81	METAL CHIP	18	0.50%	1/16W
R5826	1-208-697-11	METAL CHIP	3.9K	0.50%	1/16W	R5884	1-208-687-11	METAL CHIP	1.5K	0.50%	1/16W
R5827	1-208-697-11	METAL CHIP	3.9K	0.50%	1/16W	R5885	1-208-675-11	METAL CHIP	470	0.50%	1/16W
R5829	1-218-941-81	RES-CHIP	100	5%	1/16W	R5886	1-208-647-11	METAL CHIP	33	0.50%	1/16W
R5830	1-218-973-11	RES-CHIP	47K	5%	1/16W	R5887	1-208-679-11	METAL CHIP	680	0.50%	1/16W
R5831	1-218-929-11	RES-CHIP	10	5%	1/16W	R5888	1-208-697-11	METAL CHIP	3.9K	0.50%	1/16W
R5832	1-218-929-11	RES-CHIP	10	5%	1/16W	R5889	1-208-697-11	METAL CHIP	3.9K	0.50%	1/16W
R5833	1-218-929-11	RES-CHIP	10	5%	1/16W	R5890	1-218-948-11	RES-CHIP	390	5%	1/16W
R5834	1-218-929-11	RES-CHIP	10	5%	1/16W	R5892	1-218-933-11	RES-CHIP	22	5%	1/16W
R5835	1-218-929-11	RES-CHIP	10	5%	1/16W	R5893	1-218-937-11	RES-CHIP	47	5%	1/16W
R5836	1-218-929-11	RES-CHIP	10	5%	1/16W	R5894	1-218-937-11	RES-CHIP	47	5%	1/16W
R5837	1-218-929-11	RES-CHIP	10	5%	1/16W	R5895	1-218-937-11	RES-CHIP	47	5%	1/16W
R5838	1-218-929-11	RES-CHIP	10	5%	1/16W	R5896	1-218-937-11	RES-CHIP	47	5%	1/16W
R5839	1-218-937-11	RES-CHIP	47	5%	1/16W	R5900	1-218-965-11	RES-CHIP	10K	5%	1/16W



REF. NO.	PART NO.	DESCRIPTION	VALUES			REF. NO.	PART NO.	DESCRIPTION	VALUES		
R5901	1-218-965-11	RES-CHIP	10K	5%	1/16W	R7037	1-218-990-81	SHORT CHIP			
R5902	1-218-965-11	RES-CHIP	10K	5%	1/16W	R7038	1-208-713-11	METAL CHIP	18K	0.50%	1/16W
R5903	1-218-965-11	RES-CHIP	10K	5%	1/16W	R7039	1-218-990-81	SHORT CHIP			
R5904	1-218-965-11	RES-CHIP	10K	5%	1/16W	R7041	1-218-965-11	RES-CHIP	10K	5%	1/16W
R5907	1-218-990-81	SHORT CHIP				R7043	1-208-713-11	METAL CHIP	18K	0.50%	1/16W
R5908	1-218-990-81	SHORT CHIP				R7044	1-218-990-81	SHORT CHIP			
R5909	1-218-990-81	SHORT CHIP				R7045	1-218-941-81	RES-CHIP	100	5%	1/16W
R5910	1-218-990-81	SHORT CHIP				R7046	1-216-295-91	SHORT CHIP			
R7000	1-218-871-11	METAL CHIP	10K	0.50%	1/10W	R7048	1-216-864-11	SHORT CHIP			
R7001	1-218-871-11	METAL CHIP	10K	0.50%	1/10W	R7050	1-216-825-11	METAL CHIP	2.2K	5%	1/10W
R7002	1-218-875-11	METAL CHIP	15K	0.50%	1/10W	R7051	1-218-839-11	METAL CHIP	470	0.50%	1/10W
R7003	1-218-867-11	METAL CHIP	6.8K	0.50%	1/10W	R7053	1-218-859-11	METAL CHIP	3.3K	0.50%	1/10W
R7004	1-216-841-11	METAL CHIP	47K	5%	1/10W	R7054	1-218-843-11	METAL CHIP	680	0.50%	1/10W
R7005	1-218-871-11	METAL CHIP	10K	0.50%	1/10W	R7055	1-218-867-11	METAL CHIP	6.8K	0.50%	1/10W
R7006	1-218-895-11	METAL CHIP	100K	0.50%	1/10W	R7056	1-218-867-11	METAL CHIP	6.8K	0.50%	1/10W
R7007	1-218-881-11	METAL CHIP	27K	0.50%	1/10W	R7057	1-216-843-11	METAL CHIP	68K	5%	1/10W
R7008	1-218-891-11	METAL CHIP	68K	0.50%	1/10W	R7058	1-216-851-11	METAL CHIP	330K	5%	1/10W
R7009	1-216-841-11	METAL CHIP	47K	5%	1/10W	R7060	1-208-911-11	METAL CHIP	10K	0.50%	1/16W
R7010	1-218-875-11	METAL CHIP	15K	0.50%	1/10W	R7063	1-208-911-11	METAL CHIP	10K	0.50%	1/16W
R7011	1-218-879-11	METAL CHIP	22K	0.50%	1/10W	R7064	1-216-864-11	SHORT CHIP			
R7012	1-216-835-11	METAL CHIP	15K	5%	1/10W	R7066	1-208-711-11	METAL CHIP	15K	0.50%	1/16W
R7013	1-218-882-11	METAL CHIP	30K	0.50%	1/10W	R7067	1-208-911-11	METAL CHIP	10K	0.50%	1/16W
R7014	1-218-937-11	RES-CHIP	47	5%	1/16W	R7080	1-218-990-81	SHORT CHIP			
R7015	1-218-937-11	RES-CHIP	47	5%	1/16W	R7082	1-218-875-11	METAL CHIP	15K	0.50%	1/10W
R7016	1-216-295-91	SHORT CHIP				R7083	1-218-863-11	METAL CHIP	4.7K	0.50%	1/10W
R7017	1-218-961-11	RES-CHIP	4.7K	5%	1/16W	R7085	1-208-909-11	METAL CHIP	8.2K	0.50%	1/16W
R7018	1-216-845-11	METAL CHIP	100K	5%	1/10W	R7087	1-218-967-11	RES-CHIP	15K	5%	1/16W
R7019	1-216-835-11	METAL CHIP	15K	5%	1/10W	R7090	1-218-978-11	RES-CHIP	120K	5%	1/16W
R7020	1-216-864-11	SHORT CHIP				R7091	1-208-929-81	METAL CHIP	56K	0.50%	1/16W
R7021	1-216-837-11	METAL CHIP	22K	5%	1/10W	R7092	1-218-963-11	RES-CHIP	6.8K	5%	1/16W
R7022	1-216-864-11	SHORT CHIP				R7093	1-216-295-91	SHORT CHIP			
R7023	1-216-864-11	SHORT CHIP				R7094	1-216-864-11	SHORT CHIP			
R7024	1-216-837-11	METAL CHIP	22K	5%	1/10W	R7095	1-216-864-11	SHORT CHIP			
R7025	1-216-864-11	SHORT CHIP				R7096	1-216-864-11	SHORT CHIP			
R7026	1-216-864-11	SHORT CHIP				R7097	1-216-295-91	SHORT CHIP			
R7027	1-218-990-81	SHORT CHIP				R7098	1-216-295-91	SHORT CHIP			
R7028	1-208-933-11	METAL CHIP	82K	0.50%	1/16W	R7099	1-216-295-91	SHORT CHIP			
R7029	1-208-935-11	METAL CHIP	100K	0.50%	1/16W	R7100	1-216-295-91	SHORT CHIP			
R7030	1-208-943-11	METAL CHIP	220K	0.50%	1/16W	R7101	1-216-864-11	SHORT CHIP			
R7031	1-218-971-11	RES-CHIP	33K	5%	1/16W	R7102	1-216-864-11	SHORT CHIP			
R7032	1-218-990-81	SHORT CHIP				R7103	1-216-864-11	SHORT CHIP			
R7033	1-218-990-81	SHORT CHIP				R7104	1-216-864-11	SHORT CHIP			
R7034	1-218-990-81	SHORT CHIP				R7105	1-218-973-11	RES-CHIP	47K	5%	1/16W
R7035	1-218-990-81	SHORT CHIP				R7106	1-208-911-11	METAL CHIP	10K	0.50%	1/16W
R7036	1-218-990-81	SHORT CHIP				R7107	1-208-911-11	METAL CHIP	10K	0.50%	1/16W



REF. NO.	PART NO.	DESCRIPTION	VALUES	REF. NO.	PART NO.	DESCRIPTION	VALUES
R7108	1-208-911-11	METAL CHIP	10K 0.50% 1/16W	RB5511	1-234-702-11	RES, NETWORK 68	(1005X4)
R7109	1-218-973-11	RES-CHIP	47K 5% 1/16W	RB5516	1-234-702-11	RES, NETWORK 68	(1005X4)
R7110	1-216-864-11	SHORT CHIP		RB5517	1-234-702-11	RES, NETWORK 68	(1005X4)
R7111	1-216-864-11	SHORT CHIP		RB5518	1-234-702-11	RES, NETWORK 68	(1005X4)
R7112	1-218-849-11	METAL CHIP	1.2K 0.50% 1/10W	RB5519	1-234-702-11	RES, NETWORK 68	(1005X4)
R7119	1-218-990-81	SHORT CHIP		RB5520	1-234-702-11	RES, NETWORK 68	(1005X4)
<b>RESISTOR BRIDGE</b>				RB5521	1-234-702-11	RES, NETWORK 68	(1005X4)
RB4007	1-234-378-21	RES, NETWORK 10K	(1005X4)	RB5522	1-234-702-11	RES, NETWORK 68	(1005X4)
RB4008	1-234-378-21	RES, NETWORK 10K	(1005X4)	RB5523	1-234-702-11	RES, NETWORK 68	(1005X4)
RB4014	1-234-371-21	RES, NETWORK 47	(1005X4)	RB5800	1-242-963-21	RES, NETWORK 33	(1005X4)
RB4015	1-234-371-21	RES, NETWORK 47	(1005X4)	RB5801	1-234-371-21	RES, NETWORK 47	(1005X4)
RB4016	1-234-371-21	RES, NETWORK 47	(1005X4)	RB5802	1-234-371-21	RES, NETWORK 47	(1005X4)
RB4018	1-234-371-21	RES, NETWORK 47	(1005X4)	RB5803	1-234-371-21	RES, NETWORK 47	(1005X4)
RB4019	1-234-371-21	RES, NETWORK 47	(1005X4)	RB5804	1-234-371-21	RES, NETWORK 47	(1005X4)
RB4020	1-234-371-21	RES, NETWORK 47	(1005X4)	RB5805	1-234-371-21	RES, NETWORK 47	(1005X4)
RB4700	1-234-372-11	RES, NETWORK 100	(1005X4)	RB5806	1-234-371-21	RES, NETWORK 47	(1005X4)
RB4702	1-234-372-11	RES, NETWORK 100	(1005X4)	RB5807	1-234-378-21	RES, NETWORK 10K	(1005X4)
RB4703	1-234-372-11	RES, NETWORK 100	(1005X4)	RB5808	1-234-378-21	RES, NETWORK 10K	(1005X4)
RB4704	1-234-372-11	RES, NETWORK 100	(1005X4)	RB5809	1-234-378-21	RES, NETWORK 10K	(1005X4)
RB4705	1-234-372-11	RES, NETWORK 100	(1005X4)	RB5810	1-234-378-21	RES, NETWORK 10K	(1005X4)
RB4707	1-234-379-21	RES, NETWORK 22K	(1005X4)	RB5811	1-234-378-21	RES, NETWORK 10K	(1005X4)
RB4708	1-234-379-21	RES, NETWORK 22K	(1005X4)	RB5812	1-234-378-21	RES, NETWORK 10K	(1005X4)
RB4709	1-234-379-21	RES, NETWORK 22K	(1005X4)	<b>VARISTOR</b>			
RB4710	1-234-379-21	RES, NETWORK 22K	(1005X4)	VD4400	1-802-078-11	VARISTOR	(SMD)
RB4712	1-234-379-21	RES, NETWORK 22K	(1005X4)	VD4401	1-802-078-11	VARISTOR	(SMD)
RB5000	1-234-372-11	RES, NETWORK 100	(1005X4)	VD4402	1-802-078-11	VARISTOR	(SMD)
RB5001	1-234-372-11	RES, NETWORK 100	(1005X4)	VD4403	1-802-078-11	VARISTOR	(SMD)
RB5002	1-234-372-11	RES, NETWORK 100	(1005X4)	VD4404	1-802-078-11	VARISTOR	(SMD)
RB5003	1-234-372-11	RES, NETWORK 100	(1005X4)	VD4405	1-802-078-11	VARISTOR	(SMD)
RB5004	1-234-372-11	RES, NETWORK 100	(1005X4)	VD4406	1-802-078-11	VARISTOR	(SMD)
RB5005	1-234-377-21	RES, NETWORK 4.7K	(1005X4)	VD5801	1-802-078-11	VARISTOR	(SMD)
RB5006	1-234-377-21	RES, NETWORK 4.7K	(1005X4)	VD5802	1-802-078-11	VARISTOR	(SMD)
RB5007	1-234-377-21	RES, NETWORK 4.7K	(1005X4)	VD5803	6-500-701-01	DIODE	PGB1010603NR
RB5212	1-234-377-21	RES, NETWORK 4.7K	(1005X4)	VD5804	6-500-701-01	DIODE	PGB1010603NR
RB5213	1-234-377-21	RES, NETWORK 4.7K	(1005X4)	VD5805	6-500-701-01	DIODE	PGB1010603NR
RB5501	1-234-370-21	RES, NETWORK 22	(1005X4)	VD5806	6-500-701-01	DIODE	PGB1010603NR
RB5502	1-234-370-21	RES, NETWORK 22	(1005X4)	VD5807	6-500-701-01	DIODE	PGB1010603NR
RB5503	1-234-370-21	RES, NETWORK 22	(1005X4)	VD5808	6-500-701-01	DIODE	PGB1010603NR
RB5504	1-234-702-11	RES, NETWORK 68	(1005X4)	VD5809	6-500-701-01	DIODE	PGB1010603NR
RB5505	1-234-702-11	RES, NETWORK 68	(1005X4)	VD5810	6-500-701-01	DIODE	PGB1010603NR
RB5506	1-234-702-11	RES, NETWORK 68	(1005X4)	VD5811	6-500-701-01	DIODE	PGB1010603NR
RB5507	1-234-702-11	RES, NETWORK 68	(1005X4)	VD5812	6-500-701-01	DIODE	PGB1010603NR
RB5508	1-234-702-11	RES, NETWORK 68	(1005X4)	VD5813	6-500-701-01	DIODE	PGB1010603NR
RB5509	1-234-702-11	RES, NETWORK 68	(1005X4)				
RB5510	1-234-702-11	RES, NETWORK 68	(1005X4)				



REF. NO.	PART NO.	DESCRIPTION	VALUES	REF. NO.	PART NO.	DESCRIPTION	VALUES
VD5814	6-500-701-01	DIODE	PGB1010603NR	C6202	1-112-242-21	ELECT	1500µF 20% 25V
VD5815	6-500-701-01	DIODE	PGB1010603NR	C6203	1-107-907-11	ELECT	22µF 20% 50V
VD5816	6-500-701-01	DIODE	PGB1010603NR	C6204	1-112-242-21	ELECT	1500µF 20% 25V
VD5817	6-500-701-01	DIODE	PGB1010603NR	C6205	1-112-242-21	ELECT	1500µF 20% 25V
VD5818	6-500-701-01	DIODE	PGB1010603NR	C6207	1-112-242-21	ELECT	1500µF 20% 25V
VD5819	6-500-701-01	DIODE	PGB1010603NR	C6216	1-107-928-11	ELECT	4.7µF 20% 100V
VD5820	6-500-701-01	DIODE	PGB1010603NR	C6217	1-112-229-21	ELECT	1500µF 20% 16V
VD5821	6-500-701-01	DIODE	PGB1010603NR	C6305	1-107-826-11	CERAMIC CHIP	0.1µF 10% 16V
VD5822	6-500-701-01	DIODE	PGB1010603NR	C6306	1-162-927-11	CERAMIC CHIP	100pF 5% 50V
				C6307	1-107-903-11	ELECT	2.2µF 20% 50V
<b>CRYSTAL</b>				C6308	1-107-904-11	ELECT	3.3µF 20% 50V
X4001	1-813-070-21	PIEZOELECTRIC OSCILLATOR		C6309	1-107-910-11	ELECT	100µF 20% 50V
X4009	1-813-784-21	VIBRATOR, CRYSTAL		C6310	1-100-139-31	FILM	0.001µF 5% 630V
X5000	1-813-884-11	VIBRATOR, CRYSTAL 14.31818MHZ		C6314	1-162-964-11	CERAMIC CHIP	0.001µF 10% 50V
X5800	1-813-528-11	VIBRATOR, CRYSTAL 27MHZ		C6315	1-165-729-31	ELECT	470µF 20% 16V
<b>G2A</b>				C6316	1-107-826-11	CERAMIC CHIP	0.1µF 10% 16V
*	<b>A-1184-357-B</b>	<b>G2A BOARD, MOUNTED</b>		C6401	1-107-882-91	ELECT	100µF 20% 16V
	4-382-854-11	SCREW (M3X10), P, SW (+)		C6402	1-127-573-11	CERAMIC CHIP	1µF 10% 16V
<b>CAPACITOR</b>				C6404	1-107-826-11	CERAMIC CHIP	0.1µF 10% 16V
C6000	1-161-964-91	CERAMIC	0.0047µF 250V	C6405	1-115-339-11	CERAMIC CHIP	0.1µF 10% 50V
C6001	1-119-892-51	CERAMIC	470pF 10% 250V	C6406	1-162-964-11	CERAMIC CHIP	0.001µF 10% 50V
C6002	1-165-531-11	MYLAR	1µF 10 275V	C6407	1-162-970-11	CERAMIC CHIP	0.01µF 10% 25V
C6003	1-161-964-91	CERAMIC	0.0047µF 250V	C6408	1-125-891-11	CERAMIC CHIP	0.47µF 10% 10V
C6004	1-165-529-11	MYLAR	0.22µF 10 275V	C6409	1-162-964-11	CERAMIC CHIP	0.001µF 10% 50V
C6005	1-119-892-51	CERAMIC	470pF 10% 250V	C6412	1-125-891-11	CERAMIC CHIP	0.47µF 10% 10V
C6006	1-135-361-11	ELECT(BLOCK)	180µF 20% 450V	C6413	1-162-964-11	CERAMIC CHIP	0.001µF 10% 50V
C6008	1-135-361-11	ELECT(BLOCK)	180µF 20% 450V	C6451	1-107-826-11	CERAMIC CHIP	0.1µF 10% 16V
C6010	1-113-889-11	CERAMIC	0.001µF 20% 250V	C6454	1-125-889-91	CERAMIC CHIP	2.2µF 10% 10V
C6012	1-113-889-11	CERAMIC	0.001µF 20% 250V	C6504	1-162-134-11	CERAMIC	470pF 10% 2KV
C6015	1-113-889-11	CERAMIC	0.001µF 20% 250V	C6505	1-162-134-11	CERAMIC	470pF 10% 2KV
C6016	1-113-889-11	CERAMIC	0.001µF 20% 250V	C6507	1-107-888-11	ELECT	47µF 20% 25V
C6051	1-162-970-11	CERAMIC CHIP	0.01µF 10% 25V	C6517	1-117-227-11	MYLAR	1µF 10% 450V
C6100	1-162-970-11	CERAMIC CHIP	0.01µF 10% 25V	C6518	1-112-744-52	MYLAR	1µF 10% 450V
C6101	1-107-905-11	ELECT	4.7µF 20% 50V	C6519	1-162-969-11	CERAMIC CHIP	0.0068µF 10% 25V
C6102	1-107-910-11	ELECT	100µF 20% 50V	C6520	1-117-227-11	MYLAR	1µF 10% 450V
C6103	1-107-826-11	CERAMIC CHIP	0.1µF 10% 16V	C6521	1-107-823-11	CERAMIC CHIP	0.47µF 10% 16V
C6104	1-100-831-91	CERAMIC CHIP	0.001µF 2% 50V	C6522	1-162-964-11	CERAMIC CHIP	0.001µF 10% 50V
C6105	1-107-906-11	ELECT	10µF 20% 50V	C6523	1-162-970-11	CERAMIC CHIP	0.01µF 10% 25V
C6108	1-115-340-11	CERAMIC CHIP	0.22µF 10% 25V	C6525	1-115-339-11	CERAMIC CHIP	0.1µF 10% 50V
C6109	1-107-888-11	ELECT	47µF 20% 25V	C6526	1-107-906-11	ELECT	10µF 20% 50V
C6111	1-162-134-11	CERAMIC	470pF 10% 2KV				
C6112	1-100-310-11	FILM	18000pF 3% 800V				
C6116	1-163-021-91	CERAMIC CHIP	0.01µF 10% 50V				
C6200	1-164-227-11	CERAMIC CHIP	0.022µF 10% 25V				



NOTE: The components identified by shading and  $\triangle$  mark are critical for safety. Replace only with part number specified.

NOTE: Les composants identifiés par un trame et une marque  $\triangle$  sont critiques pour la sécurité. Ne les remplacer que par une pièce portant le numéro spécifié.

REF. NO.	PART NO.	DESCRIPTION	VALUES	REF. NO.	PART NO.	DESCRIPTION	VALUES	
<b>CONNECTOR</b>								
	CN6000	1-695-915-11	TAB (CONTACT)	D6456	8-719-404-50	DIODE	MA111-TX	
* $\triangle$	CN6001	1-793-660-11	PIN, CONNECTOR (PC BOARD)	3P	D6504	8-719-404-50	DIODE	MA111-TX
	CN6011	1-537-770-21	TERMINAL BOARD, GROUND	D6505	8-719-421-82	DIODE	MA8043-M	
*	CN6200	1-793-236-11	PIN, CONNECTOR (PC BOARD)	14P	D6506	8-719-054-59	DIODE	FSF05A60
*	CN6202	1-785-708-11	PIN, CONNECTOR (PC BOARD)	12P	D6507	8-719-404-50	DIODE	MA111-TX
	CN6204	1-785-706-11	PIN, CONNECTOR (PC BOARD)	10P	D6508	6-500-108-01	DIODE	EP05FA20
	CN6206	1-695-915-11	TAB (CONTACT)	D6509	6-500-108-01	DIODE	EP05FA20	
	CN6207	1-695-915-11	TAB (CONTACT)	D6510	6-500-137-01	DIODE	BAT54HT1	
	CN6211	1-537-770-21	TERMINAL BOARD, GROUND	D6511	8-719-404-50	DIODE	MA111-TX	
	CN6214	1-537-770-21	TERMINAL BOARD, GROUND	D6512	8-719-404-50	DIODE	MA111-TX	
	CN6216	1-537-770-21	TERMINAL BOARD, GROUND	D6551	8-719-404-50	DIODE	MA111-TX	
*	CN6217	1-785-701-11	PIN, CONNECTOR (PC BOARD)	3P	D6552	8-719-404-50	DIODE	MA111-TX
				D6553	8-719-404-50	DIODE	MA111-TX	
<b>DIODE</b>				<b>FUSE</b>				
	D6000	8-719-054-89	DIODE	D15XB60	$\triangle$ F6000	1-576-233-51	FUSE	6.3A 250V
	D6002	8-719-404-50	DIODE	MA111-TX	<b>FERRITE BEAD</b>			
	D6003	8-719-404-50	DIODE	MA111-TX	FB6100	1-412-911-11	FERRITE	0 $\mu$ H
	D6102	6-500-137-01	DIODE	BAT54HT1	FB6101	1-412-911-11	FERRITE	0 $\mu$ H
	D6103	8-719-979-64	DIODE	UF4005/23	<b>IC</b>			
	D6104	6-501-043-01	DIODE	UMZ16NT106	$\triangle$ IC6100	6-707-749-01	IC	CXD9841P
$\triangle$	D6105	6-501-043-01	DIODE	UMZ16NT106	IC6200	6-709-368-01	IC	MM1431ATT (CN)
	D6106	8-719-081-67	DIODE	M1FM3	$\triangle$ IC6301	6-708-801-01	IC	MIP2H2
$\triangle$	D6107	8-719-081-67	DIODE	M1FM3	IC6302	6-709-442-01	IC	MM1530ATT
	D6108	8-719-041-97	DIODE	MA113-(TX)	IC6401	6-709-368-01	IC	MM1431ATT (CN)
	D6109	8-719-022-90	DIODE	MA8160-M	IC6402	6-709-368-01	IC	MM1431ATT (CN)
	D6200	8-719-057-96	DIODE	D10SC6M-4012	$\triangle$ IC6502	6-709-192-01	IC	FA5501AN-D1-TE1
	D6201	8-719-057-96	DIODE	D10SC6M-4012	<b>CHIP CONDUCTOR</b>			
	D6202	8-719-057-96	DIODE	D10SC6M-4012	JR6001	1-216-295-91	SHORT CHIP	
	D6203	8-719-057-96	DIODE	D10SC6M-4012	JR6002	1-216-296-11	SHORT CHIP	
	D6204	6-500-567-31	DIODE	10ERB20-TB3	JR6004	1-216-295-91	SHORT CHIP	
	D6205	6-500-567-31	DIODE	10ERB20-TB3	JR6005	1-216-296-11	SHORT CHIP	
	D6207	8-719-057-96	DIODE	D10SC6M-4012	JR6006	1-216-296-11	SHORT CHIP	
	D6208	8-719-057-96	DIODE	D10SC6M-4012	JR6007	1-216-296-11	SHORT CHIP	
	D6302	6-500-567-31	DIODE	10ERB20-TB3	JR6008	1-216-296-11	SHORT CHIP	
	D6303	6-500-567-31	DIODE	10ERB20-TB3	JR6009	1-216-296-11	SHORT CHIP	
	D6304	6-500-849-01	DIODE	ERA22-08KFLB	JR6010	1-216-296-11	SHORT CHIP	
	D6305	6-500-567-31	DIODE	10ERB20-TB3	JR6011	1-216-295-91	SHORT CHIP	
	D6306	8-719-510-02	DIODE	D1NS4	JR6012	1-216-295-91	SHORT CHIP	
	D6401	8-719-404-50	DIODE	MA111-TX	JR6013	1-216-296-11	SHORT CHIP	
	D6402	8-719-404-50	DIODE	MA111-TX	JR6014	1-216-296-11	SHORT CHIP	
	D6406	8-719-404-50	DIODE	MA111-TX				
	D6407	8-719-018-01	DIODE	MA8220-TX				
	D6408	8-719-404-50	DIODE	MA111-TX				
	D6452	8-719-404-50	DIODE	MA111-TX				

NOTE: The components identified by shading and  $\triangle$  mark are critical for safety. Replace only with part number specified.

NOTE: Les composants identifiés par un trame et une marque  $\triangle$  sont critiques pour la sécurité. Ne les remplacer que par une pièce portant le numéro spécifié.

REF. NO.	PART NO.	DESCRIPTION	VALUES	REF. NO.	PART NO.	DESCRIPTION	VALUES
<b>COIL</b>				R6101	1-249-385-11	CARBON	2.2 5% 1/4W
L6000	1-456-856-21	LINE FILTER COIL		$\triangle$ R6102	1-202-933-61	FUSIBLE	0.1 10% 1/2W
L6203	1-414-487-41	INDUCTOR	1 $\mu$ H	R6103	1-218-823-11	METAL CHIP	100 0.50% 1/10W
L6204	1-414-487-41	INDUCTOR	1 $\mu$ H	R6104	1-218-887-11	METAL CHIP	47K 0.50% 1/10W
L6207	1-457-239-11	INDUCTOR	4.7 $\mu$ H	R6105	1-208-854-11	METAL CHIP	1M 0.50% 1/10W
L6208	1-457-239-11	INDUCTOR	4.7 $\mu$ H	R6106	1-208-854-11	METAL CHIP	1M 0.50% 1/10W
L6300	1-414-183-41	INDUCTOR	10 $\mu$ H	R6107	1-208-854-11	METAL CHIP	1M 0.50% 1/10W
L6500	1-457-218-11	INDUCTOR	100 $\mu$ H	R6108	1-208-854-11	METAL CHIP	1M 0.50% 1/10W
L6502	1-457-141-21	INDUCTOR	175 $\mu$ H	R6109	1-218-761-11	METAL CHIP	240K 0.50% 1/10W
<b>PHOTO COUPLER</b>				R6110	1-218-881-11	METAL CHIP	27K 0.50% 1/10W
PH6000	6-600-187-01	PHOTO COUPLER	PC123Y22JOOF	R6111	1-218-873-11	METAL CHIP	12K 0.50% 1/10W
PH6100	6-600-187-01	PHOTO COUPLER	PC123Y22JOOF	R6114	1-211-985-11	METAL CHIP	47 0.50% 1/10W
PH6301	6-600-187-01	PHOTO COUPLER	PC123Y22JOOF	R6116	1-216-009-91	RES-CHIP	22 5% 1/10W
PH6400	6-600-187-01	PHOTO COUPLER	PC123Y22JOOF	R6117	1-216-009-91	RES-CHIP	22 5% 1/10W
PH6401	6-600-187-01	PHOTO COUPLER	PC123Y22JOOF	R6118	1-216-833-11	METAL CHIP	10K 5% 1/10W
PH6402	6-600-187-01	PHOTO COUPLER	PC123Y22JOOF	R6119	1-216-833-11	METAL CHIP	10K 5% 1/10W
<b>TRANSISTOR</b>				R6121	1-216-361-00	METAL OXIDE	0.22 5% 2W
Q6051	8-729-045-62	TRANSISTOR	2SK2158-T2B	R6122	1-216-361-00	METAL OXIDE	0.22 5% 2W
$\triangle$ Q6100	6-551-297-01	TRANSISTOR	2SK3568(LBS1SONY.Q	R6123	1-218-847-11	METAL CHIP	1K 0.50% 1/10W
$\triangle$ Q6101	6-551-297-01	TRANSISTOR	2SK3568(LBS1SONY.Q	R6127	1-216-857-11	METAL CHIP	1M 5% 1/10W
Q6400	8-729-804-41	TRANSISTOR	2SB1122-S	R6200	1-216-821-11	METAL CHIP	1K 5% 1/10W
Q6401	8-729-120-28	TRANSISTOR	2SC1623-L5L6	R6201	1-216-821-11	METAL CHIP	1K 5% 1/10W
Q6402	8-729-045-62	TRANSISTOR	2SK2158-T2B	R6202	1-216-105-91	RES-CHIP	220K 5% 1/10W
Q6403	8-729-600-22	TRANSISTOR	2SA1235-F	R6203	1-216-829-11	METAL CHIP	4.7K 5% 1/10W
Q6404	8-729-120-28	TRANSISTOR	2SC1623-L5L6	R6204	1-218-843-11	METAL CHIP	680 0.50% 1/10W
Q6405	8-729-120-28	TRANSISTOR	2SC1623-L5L6	R6205	1-218-865-11	METAL CHIP	5.6K 0.50% 1/10W
Q6406	8-729-120-28	TRANSISTOR	2SC1623-L5L6	R6207	1-218-847-11	METAL CHIP	1K 0.50% 1/10W
Q6408	8-729-120-28	TRANSISTOR	2SC1623-L5L6	$\triangle$ R6208	1-249-377-11	CARBON	0.47 5% 1/4W
Q6409	8-729-120-28	TRANSISTOR	2SC1623-L5L6	R6226	1-249-389-11	CARBON	4.7 5% 1/4W
Q6454	8-729-600-22	TRANSISTOR	2SA1235-F	$\triangle$ R6300	1-212-958-00	FUSIBLE	10 5% 1/2W
Q6455	8-729-120-28	TRANSISTOR	2SC1623-L5L6	R6301	1-243-725-71	METAL OXIDE	100K 5% 1W
$\triangle$ Q6500	6-551-403-01	TRANSISTOR	2SK3797(LBS1SONY.	R6302	1-218-865-11	METAL CHIP	5.6K 0.50% 1/10W
Q6501	8-729-820-90	TRANSISTOR	2SD1621-ST	R6303	1-249-385-11	CARBON	2.2 5% 1/4W
Q6502	8-729-804-41	TRANSISTOR	2SB1122-S	R6304	1-216-821-11	METAL CHIP	1K 5% 1/10W
$\triangle$ Q6504	6-551-403-01	TRANSISTOR	2SK3797(LBS1SONY.	R6305	1-216-827-11	METAL CHIP	3.3K 5% 1/10W
<b>RESISTOR</b>				R6306	1-216-805-11	METAL CHIP	47 5% 1/10W
$\triangle$ R6002	1-240-251-11	METAL	6.8 5% 10W	R6307	1-218-887-11	METAL CHIP	47K 0.50% 1/10W
R6003	1-247-752-11	CARBON	1K 5% 1/2W	R6308	1-218-871-11	METAL CHIP	10K 0.50% 1/10W
R6004	1-218-835-11	METAL CHIP	330 0.50% 1/10W	R6309	1-218-867-11	METAL CHIP	6.8K 0.50% 1/10W
R6051	1-216-821-11	METAL CHIP	1K 5% 1/10W	R6400	1-216-833-11	METAL CHIP	10K 5% 1/10W
R6052	1-216-837-11	METAL CHIP	22K 5% 1/10W	R6401	1-218-863-11	METAL CHIP	4.7K 0.50% 1/10W
				R6402	1-216-833-11	METAL CHIP	10K 5% 1/10W
				R6403	1-218-887-11	METAL CHIP	47K 0.50% 1/10W
				R6405	1-216-829-11	METAL CHIP	4.7K 5% 1/10W
				R6407	1-216-837-11	METAL CHIP	22K 5% 1/10W



# H1U H2U H3U

REF. NO.	PART NO.	DESCRIPTION	VALUES		
<b>H1U</b>					
*	<b>A-1196-570-A</b>	<b>H1U BOARD, MOUNTED</b>			
<b>CONNECTOR</b>					
CN1101	1-819-445-11	HEADER ASSEMBLY FOR PWB			
<b>RESISTOR</b>					
R1101	1-218-848-11	METAL CHIP	1.1K	0.50%	1/10W
R1102	1-218-841-11	METAL CHIP	560	0.50%	1/10W
R1103	1-218-835-11	METAL CHIP	330	0.50%	1/10W
R1104	1-218-831-11	METAL CHIP	220	0.50%	1/10W
R1105	1-218-827-11	METAL CHIP	150	0.50%	1/10W
<b>SWITCH</b>					
S1101	1-572-595-11	SWITCH, TACTIL (REFLOW TYPE)			
S1102	1-572-595-11	SWITCH, TACTIL (REFLOW TYPE)			
S1103	1-572-595-11	SWITCH, TACTIL (REFLOW TYPE)			
S1104	1-572-595-11	SWITCH, TACTIL (REFLOW TYPE)			
S1105	1-572-595-11	SWITCH, TACTIL (REFLOW TYPE)			
S1106	1-572-595-11	SWITCH, TACTIL (REFLOW TYPE)			
S1107	1-572-595-11	SWITCH, TACTIL (REFLOW TYPE)			

REF. NO.	PART NO.	DESCRIPTION	VALUES		
<b>H2U</b>					
*	<b>A-1196-571-A</b>	<b>H2U BOARD, MOUNTED</b>			
<b>CAPACITOR</b>					
C1203	1-127-573-11	CERAMIC CHIP	1µF	10%	16V
C1204	1-127-573-11	CERAMIC CHIP	1µF	10%	16V
C1205	1-125-891-11	CERAMIC CHIP	0.47µF	10%	10V
C1206	1-125-889-91	CERAMIC CHIP	2.2µF	10%	10V
C1207	1-125-889-91	CERAMIC CHIP	2.2µF	10%	10V
C1208	1-125-889-91	CERAMIC CHIP	2.2µF	10%	10V
C1215	1-115-416-11	CERAMIC CHIP	0.001µF	5%	25V
<b>CONNECTOR</b>					
CN1201	1-820-192-11	HEADER ASSEMBLY (PRINT PWB)	15P		
<b>DIODE</b>					
D1201	8-719-423-03	DIODE	MA8100		
D1202	8-719-423-03	DIODE	MA8100		
D1203	8-719-423-03	DIODE	MA8100		
D1204	8-719-423-03	DIODE	MA8100		
D1205	8-719-423-03	DIODE	MA8100		
D1206	8-719-423-03	DIODE	MA8100		

REF. NO.	PART NO.	DESCRIPTION	VALUES		
<b>JACK</b>					
J1201	1-780-368-11	S TERMINAL BLOCK (RIGHT)			
J1202	1-815-325-11	JACK			
<b>RESISTOR</b>					
R1202	1-216-864-11	SHORT CHIP			
R1203	1-216-853-11	METAL CHIP	470K	5%	1/10W
R1204	1-216-853-11	METAL CHIP	470K	5%	1/10W
R1205	1-216-864-11	SHORT CHIP			
R1206	1-216-864-11	SHORT CHIP			
R1207	1-218-831-11	METAL CHIP	220	0.50%	1/10W
R1208	1-218-831-11	METAL CHIP	220	0.50%	1/10W
R1209	1-218-285-11	METAL CHIP	75	5%	1/10W
R1210	1-218-831-11	METAL CHIP	220	0.50%	1/10W
R1211	1-218-831-11	METAL CHIP	220	0.50%	1/10W
R1212	1-216-864-11	SHORT CHIP			
R1213	1-216-821-11	METAL CHIP	1K	5%	1/10W
R1214	1-216-821-11	METAL CHIP	1K	5%	1/10W
R1215	1-216-864-11	SHORT CHIP			
R1216	1-216-864-11	SHORT CHIP			
R1217	1-216-821-11	METAL CHIP	1K	5%	1/10W
R1218	1-216-821-11	METAL CHIP	1K	5%	1/10W
R1219	1-216-809-11	METAL CHIP	100	5%	1/10W
R1220	1-216-864-11	SHORT CHIP			
R1224	1-218-831-11	METAL CHIP	220	0.50%	1/10W
R1225	1-218-831-11	METAL CHIP	220	0.50%	1/10W
<b>VARISTOR</b>					
VD1201	1-802-082-11	VARISTOR	(SMD)		
VD1202	1-802-082-11	VARISTOR	(SMD)		
VD1203	1-802-082-11	VARISTOR	(SMD)		

REF. NO.	PART NO.	DESCRIPTION	VALUES		
<b>H3U</b>					
*	<b>A-1196-572-A</b>	<b>H3U BOARD, MOUNTED</b>			
<b>CAPACITOR</b>					
C1302	1-162-960-11	CERAMIC CHIP	220pF	10%	50V
C1303	1-119-667-11	CERAMIC CHIP	22µF		10V
C1305	1-165-908-11	CERAMIC CHIP	1µF	10%	10V
C1307	1-107-826-11	CERAMIC CHIP	0.1µF	10%	16V
C1308	1-126-205-11	ELECT CHIP	47µF	20%	6.3V
<b>CONNECTOR</b>					
CN1301	1-820-187-11	HEADER ASSEMBLY (PRINT PWB)	10P		


H3U	QSF	QT
-----	-----	----


REF. NO.	PART NO.	DESCRIPTION	VALUES	REF. NO.	PART NO.	DESCRIPTION	VALUES
<b>DIODE</b>				<div data-bbox="824 300 943 369" style="border: 1px solid black; padding: 5px; display: inline-block; font-size: 2em; font-weight: bold;">QT</div> <p><b>A-1164-341-B QT BOARD, COMPLETE</b></p> <p>Due to the complexity of this board, performing component level field repairs is not recommended. If service is required, complete board replacement is the preferred repair method.</p> <p>(If the tuner needs to be replaced, the complete QT Board must be ordered. It cannot be ordered seperately.)</p>			
D1302	8-719-085-26	DIODE	CL-165HR/SYG-D-T				
D1305	8-719-085-26	DIODE	CL-165HR/SYG-D-T				
D1308	6-500-817-01	DIODE	(LED) SML-512UWT86				
<b>IC</b>							
IC1301	6-600-502-01	HIC	GP1UE26RK0VF				
IC1302	6-600-447-01	IC	TPS853(SONY)				
<b>TRANSISTOR</b>							
Q1301	8-729-028-96	TRANSISTOR	DTC114EUA-T106				
Q1302	8-729-028-96	TRANSISTOR	DTC114EUA-T106				
Q1303	8-729-028-96	TRANSISTOR	DTC114EUA-T106				
Q1304	8-729-028-96	TRANSISTOR	DTC114EUA-T106				
Q1305	8-729-028-96	TRANSISTOR	DTC114EUA-T106				
Q1306	8-729-602-36	TRANSISTOR	2SA1602-F				
<b>RESISTOR</b>							
R1301	1-216-815-11	METAL CHIP	330 5% 1/10W				
R1302	1-216-811-11	METAL CHIP	150 5% 1/10W				
R1303	1-216-815-11	METAL CHIP	330 5% 1/10W				
R1304	1-216-811-11	METAL CHIP	150 5% 1/10W				
R1305	1-216-821-11	METAL CHIP	1K 5% 1/10W				
R1306	1-216-817-11	METAL CHIP	470 5% 1/10W				
R1307	1-216-805-11	METAL CHIP	47 5% 1/10W				
R1309	1-216-839-11	METAL CHIP	33K 5% 1/10W				
R1310	1-216-821-11	METAL CHIP	1K 5% 1/10W				
R1311	1-216-833-11	METAL CHIP	10K 5% 1/10W				
R1313	1-216-849-11	METAL CHIP	220K 5% 1/10W				
R1314	1-216-849-11	METAL CHIP	220K 5% 1/10W				
R1315	1-216-864-11	SHORT CHIP					
R1316	1-216-827-11	METAL CHIP	3.3K 5% 1/10W				


QSF

**A-1219-286-A QSF BOARD, COMPLETE**

Due to the complexity of this board, performing component level field repairs is not recommended. If service is required, complete board replacement is the preferred repair method.

**NOTE:** The components identified by shading and  mark are critical for safety. Replace only with part number specified.

**NOTE:** Les composants identifiés par un trame et une marque  sont critiques pour la sécurité. Ne les remplacer que par une pièce portant le numéro spécifique.

REF. NO.	PART NO.	DESCRIPTION	VALUES	REF. NO.	PART NO.	DESCRIPTION	VALUES
<b><u>ACCESSORIES AND PACKING</u></b>							
	1-832-937-11	AC POWER-SUPPLY CORD SET		*	X-2055-089-2	LOCK ASSY, RUDDER	
	A-1196-574-A	ACCESSORY ASSY (KDL-40V2500 ONLY)			2-697-121-11	MANUAL, INSTRUCTION (ENGLISH VERSION) (KDL-40V2500/46V2500 ONLY)	
	A-1196-578-A	ACCESSORY ASSY (KDL-46V2500 ONLY)			2-894-183-11	MANUAL, INSTRUCTION (ENGLISH VERSION) (KDL-46V25L1 ONLY)	
	X-2102-511-2	BAG ASSY, RUDDER LOCK (Contains the Support Belt)			2-697-121-21	MANUAL, INSTRUCTION (FRENCH VERSION) (KDL-40V2500/46V2500 ONLY)	
*	2-678-265-01	BAG, PROTECTION (KDL-40V2500 ONLY)			2-593-320-02	SCREW, CION (M6X18)	
*	2-678-266-01	BAG, PROTECTION (KDL-46V2500/46V25L1 ONLY)		*	2-580-663-01	SCREW, WOOD 3.8X20	
	1-830-686-11	CABLE ASSY(15PDSUBCONNECTORX2)		*	2-697-904-01	TRAY (KDL-40V2500 ONLY)	
	1-765-167-62	CABLE, COAXIAL (WITH (F) PLUG)		*	2-886-159-01	TRAY (KDL-46V2500/46V25L1 ONLY)	
	X-2159-787-1	CARTON ASSY (KDL-46V25L1 ONLY)		*	2-697-905-01	TRAY, TOP (KDL-40V2500 ONLY)	
*	2-697-903-01	CARTON, INDIVIDUAL (KDL-40V2500 ONLY)		*	2-673-897-01	TRAY, TOP (KDL-46V2500/46V25L1 ONLY)	
*	2-697-908-01	CARTON, INDIVIDUAL (KDL-46V2500 ONLY)		<b><u>MISCELLANEOUS</u></b>			
*	2-895-881-01	CARTON, INDIVIDUAL (KDL-46V25L1 ONLY)		*	2-683-745-01	HOLDER	
*	2-697-907-01	CUSHION, LOWER (KDL-40V2500 ONLY)			2-580-602-01	SCREW, +PSW M4X12	
*	2-697-910-01	CUSHION, LOWER (KDL-46V2500/46V25L1 ONLY)			2-580-608-01	SCREW, +PSW M5X16	
*	2-697-906-01	CUSHION, UPPER (KDL-40V2500 ONLY)			2-689-511-11	SHEET, RADIATION (FIN)	
*	2-697-909-01	CUSHION, UPPER (KDL-46V2500/46V25L1 ONLY)		<b><u>REMOTE COMMANDER</u></b>			
	1-528-692-61	DRY, BATTERY CARBON-ZINC			1-479-956-11	REMOTE COMMANDER (RM-YD012)	
	2-697-122-11	GUIDE, QUICK SETUP (ENGLISH VERSION) (KDL-40V2500/46V2500 ONLY)					
	2-894-213-11	GUIDE, QUICK SETUP (ENGLISH VERSION) (KDL-46V25L1 ONLY)					
	2-697-122-21	GUIDE, QUICK SETUP (FRENCH VERSION) (KDL-40V2500/46V2500 ONLY)					

*In an effort to reduce the size of this pdf file the tiled schematics are not attached to this Service Manual. To receive a complete set of the tiled schematics for this manual please submit a request to the Service Promotion Department at [Service\\_Promotion@am.sony.com](mailto:Service_Promotion@am.sony.com).*